


Description

The pair consists of 2 microphones of the type O11AC03, both with individual specifications as in datasheet O11AC03 and matched so that the deviation in sensitivity between both microphones at the frequencies indicated below does not exceed the tabulated values.



Matching

The lagging microphone is marked with a black dot on the cover and has a phase difference at 250 Hz (Delta Phase = Phase lagging - Phase leading) of +0.2° to -2.0° with respect to the unmarked microphone. Drift issues arising during use or further processing will not be the responsibility of the supplier.

Measuring conditions

Matching at 0.9 Volt supply, loaded with 1 MOhm//<200pF impedance.

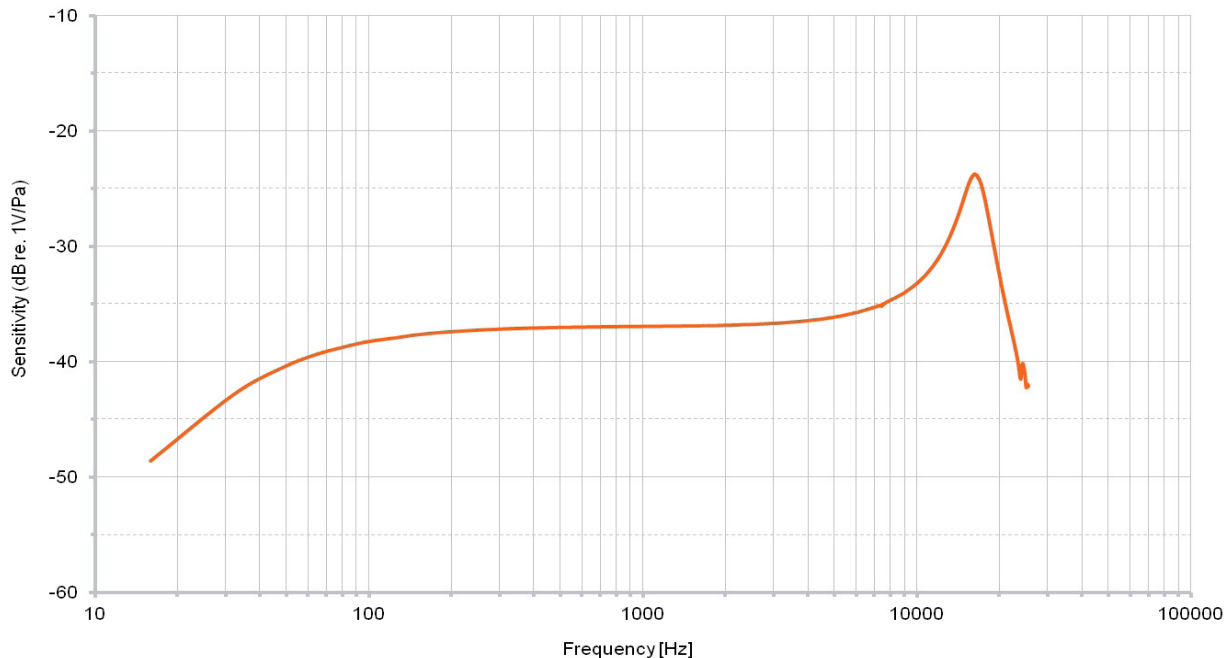
Environment conditions:

- Temperature 23°C (73.4F) ± 5°C (64.4F-82.4F)
- Relative humidity 50% ± 10%

Matching criteria

Frequency (Hz)	Sensitivity max .dev. (dB)	Phase max. dev. (°)
250-1000	0.4	2
1000-6000	1	5

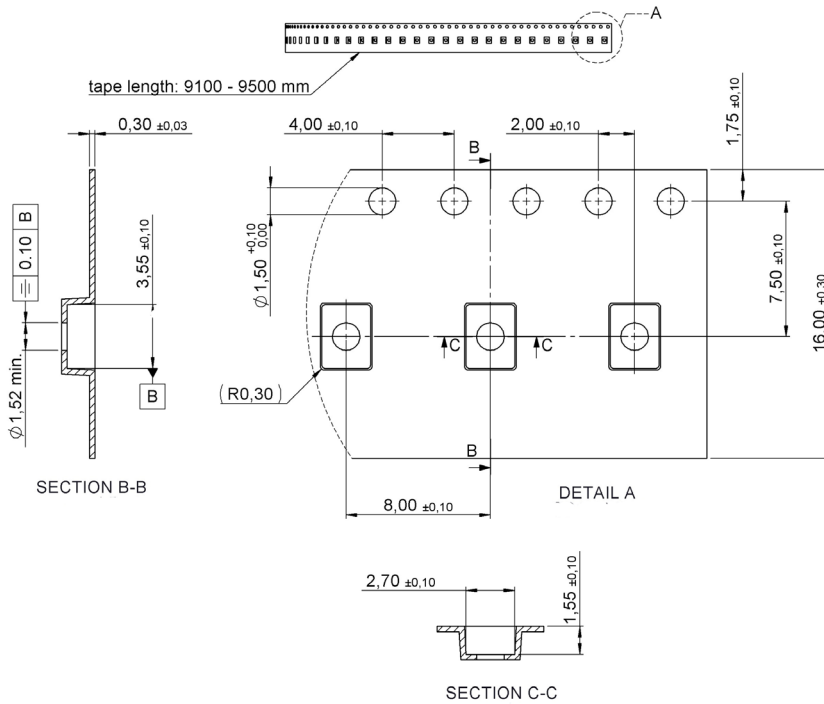
Typical response curve



Sonion reserves the right to make changes at any time to improve reliability, function or design, in order to provide the best product possible.

Packaging - Dimensions in mm

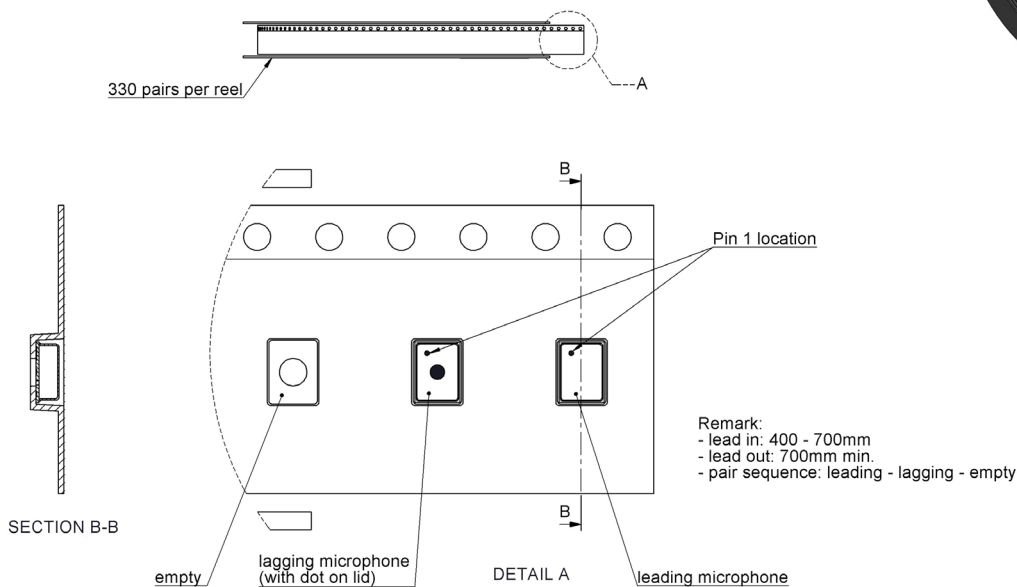
Reel diameter 180 mm (7 inch)



Packaging - Product orientation

Max quantity per reel 330 pairs

Pair sequence Leading-Lagging-Empty



Sonion reserves the right to make changes at any time to improve reliability, function or design, in order to provide the best product possible.