

Description

Subminiature magnetic receiver (Balanced Armature Type) for use in In Ear Monitor and other audio applications.



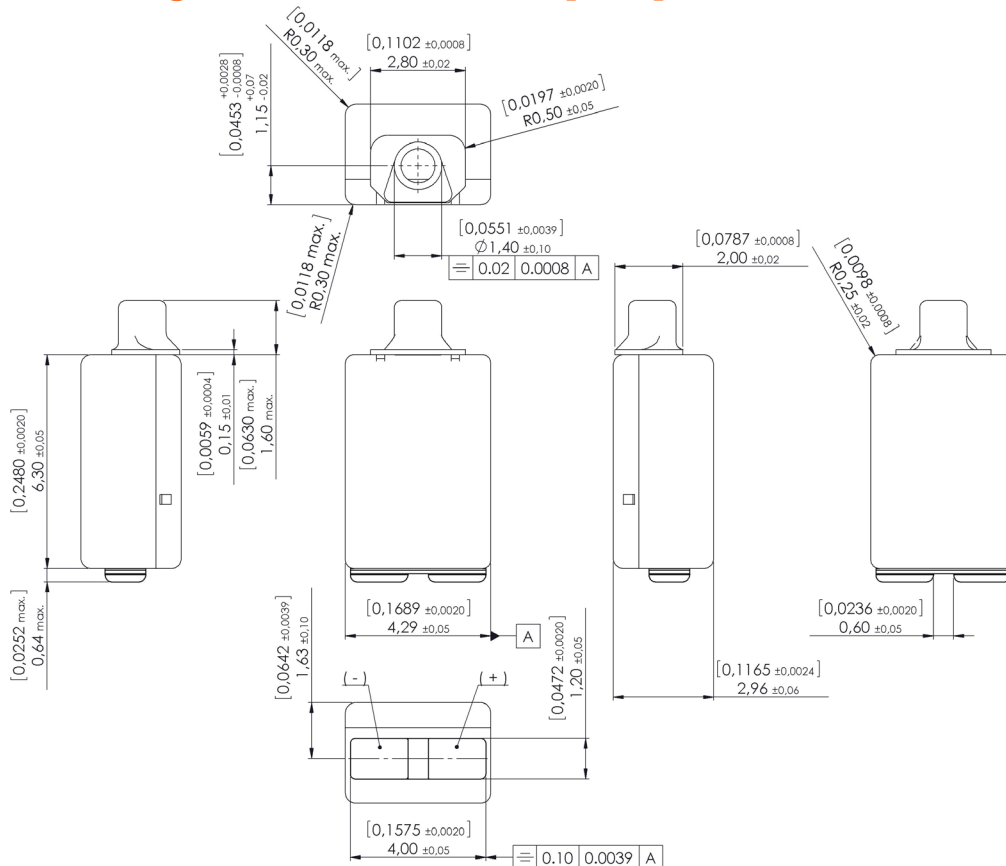
Features

- Medium size BA, non vented
- Excellent sound quality
- Wideband response
- Application as tweeter for multiway systems
- Application as single driver in combination with series resistor 10 to 20 Ohms

Mechanical data

Weight	0.34 gr.
Case material	Ni80Fe15Mo5
Solder pad material	Sn96.5Ag3.0Cu0.5
Dimensions	Refer to outline drawing

Product drawing - Dimensions in mm [inch]



Sonion reserves the right to make changes at any time to improve reliability, function or design, in order to provide the best product possible. Receivers series of this type can produce very high sound pressure levels. When such receivers are applied in hearing instruments or other communications equipment special attention should be paid to this capacity in order to prevent possible hearing damage.

Specifications

The acoustic termination consist of: 4.5 x 1.4 mm ID + 11 x 1.9 mm ID + into IEC 711 coupler.

Drive is voltage drive of 59 mV RMS (0.35 mVA into 1 kHz impedance) unless specified otherwise.

Environmental conditions: 23°C (73.4F), 50% RH.

Acoustic parameters		Min	Typ	Max	Unit	Comments
Sensitivity	@ 50 Hz	108	111	114	dB	
	@ 200 Hz	109.5	111.5	113.5	dB	
	@ 500 Hz	107.5	109.5	111.5	dB	
	@ 1000 Hz	107	109	111	dB	
Peak 1	frequency	2550	2750	2950	Hz	
	output	120	122	124	dB	
Valley 1	frequency	3600	3950	4300	Hz	
	output	112	114.5		dB	
Peak 2	frequency	4400	4900	5400	Hz	
	output	118	121	124	dB	
Valley 2	frequency	6700	7200	7700	Hz	
	output	98	101		dB	
Peak 3	frequency	7950	8550	9150	Hz	
	output	105	108	111	dB	
THD	@ 1/3 peak		1.5	5	%	
	@ 1/2 peak		1.5	5	%	
Rated power			10		mVA	
Maximum output @ peak frequency			138		dB	@ 50 mVA input power

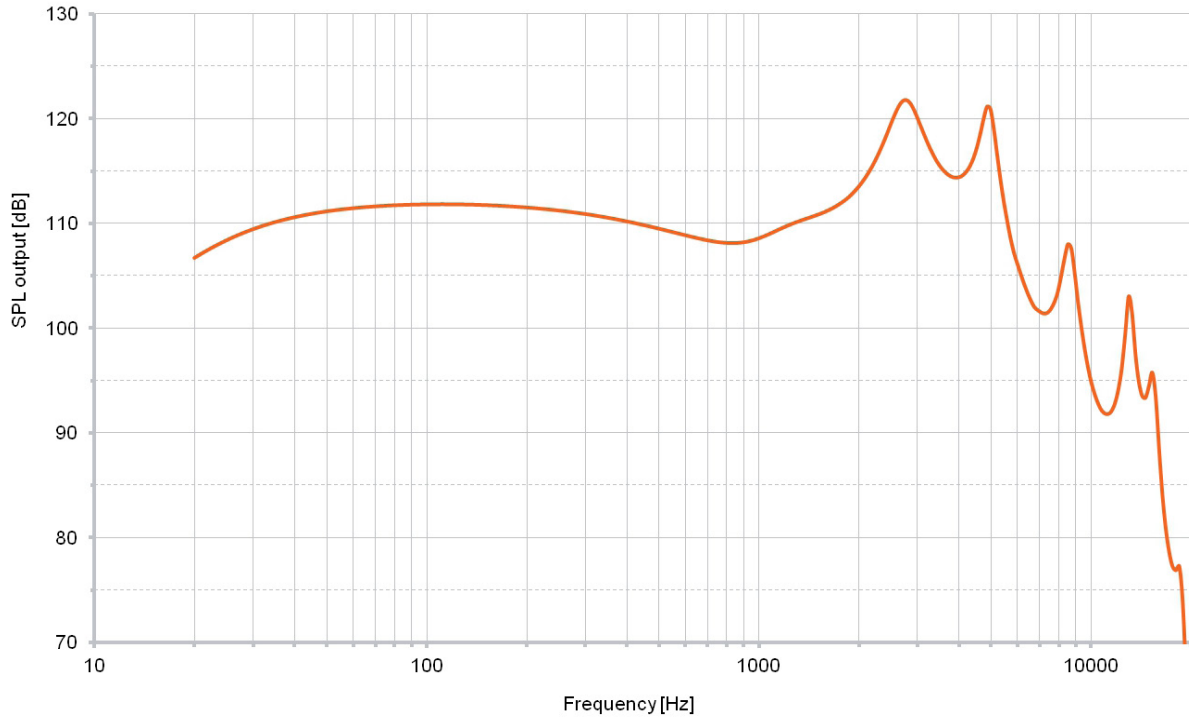
Electric parameters	Min	Typ	Max	Unit	Comments
Impedance @ 1000 Hz	8	10	12	Ohm	
Impedance @ 500 Hz	4.8	6	7.2	Ohm	
DC resistance @ 20°C	3.4	4	4.6	Ohm	

Additional parameters	Min	Typ	Max	Unit	Comments
Shock resistance	14000			g	90% survival rate with THD @ 1/2 peak frequency < 10%
Storage temperature range	-40		63	°C	

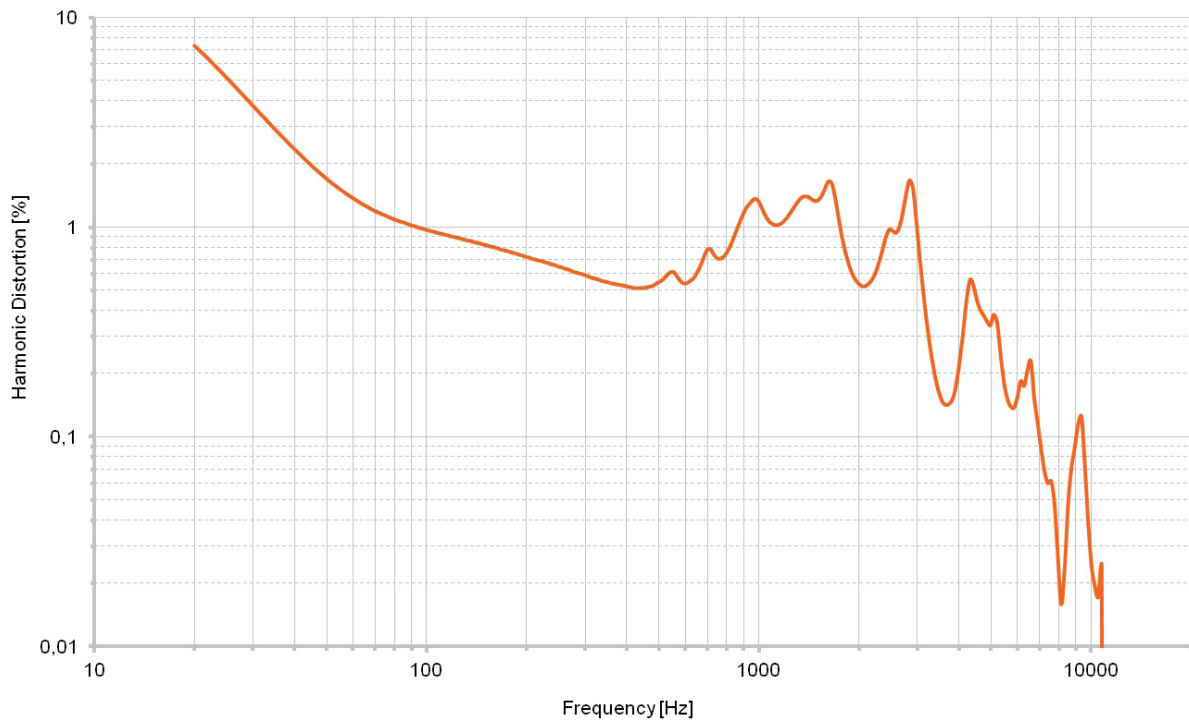
A positive voltage applied to the negative terminal (-) will result in an increase in pressure at the sound outlet.

Sonion reserves the right to make changes at any time to improve reliability, function or design, in order to provide the best product possible. Receivers series of this type can produce very high sound pressure levels. When such receivers are applied in hearing instruments or other communications equipment special attention should be paid to this capacity in order to prevent possible hearing damage.

Typical response curve



THD vs Frequency, typical, nominal input



Sonion reserves the right to make changes at any time to improve reliability, function or design, in order to provide the best product possible. Receivers series of this type can produce very high sound pressure levels. When such receivers are applied in hearing instruments or other communications equipment special attention should be paid to this capacity in order to prevent possible hearing damage.