


Description

Miniature magnetic receiver (balanced armature type) for use in hearing aids.

Features

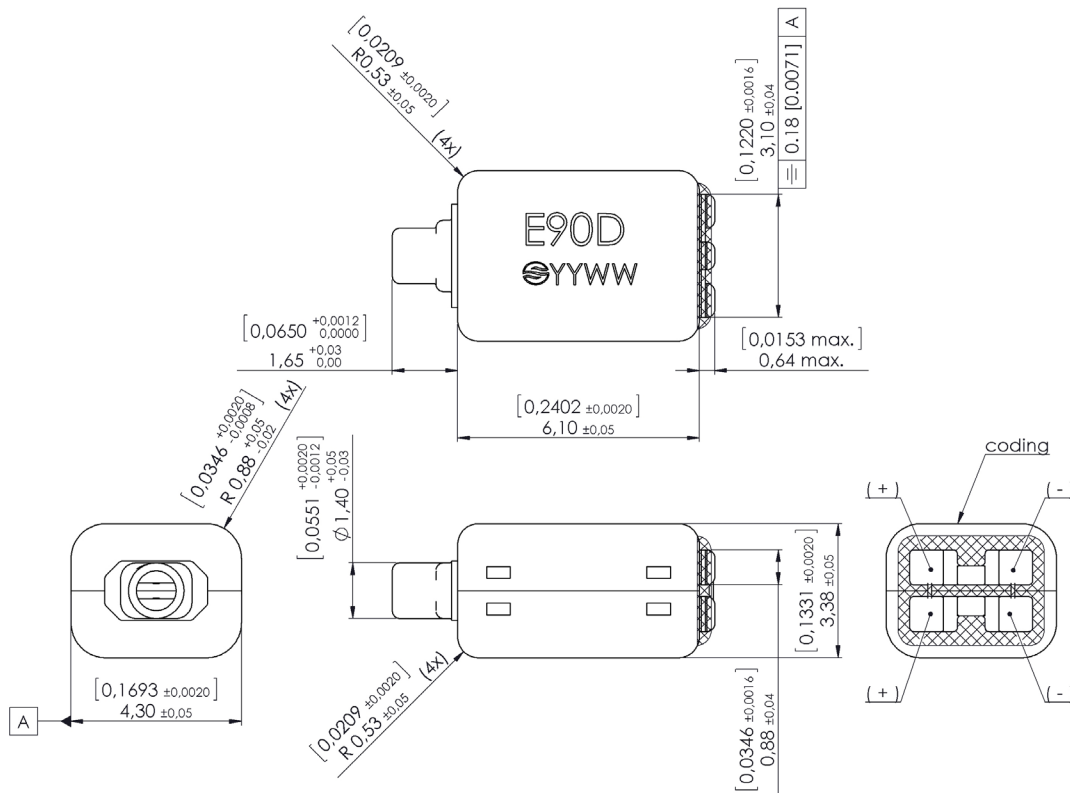
- Dual receiver
- Parallel pre-wired
- Reversed motor position for decreased mag-rad and longitudinal vibration



Mechanical data

Weight	0.25 gr.
Case material	Ni80Fe15Mo5
Solder pad material	Sn96.5Ag3.0Cu0.5
Dimensions	Refer to outline drawing

Product drawing - Dimensions in mm [inch]



Sonion reserves the right to make changes at any time to improve reliability, function or design, in order to provide the best product possible. Receivers series of this type can produce very high sound pressure levels. When such receivers are applied in hearing instruments or other communications equipment special attention should be paid to this capacity in order to prevent possible hearing damage.

Specifications

The acoustic termination consists of: 8 mm x 1 mm ID + 28 mm x 1.5 mm ID + 25 mm x 2 mm ID + 18 mm x 3 mm ID + 2 cc coupler. Drive is voltage drive of 0.094 V RMS (0.35 mVA at 500 Hz) unless specified otherwise. Environmental conditions: 23°C (73.4F), 50%RH.

Acoustic parameters	Min	Typ	Max	Unit	Comments	
Sensitivity	@ 100 Hz	101	103.5	106	dB	
	@ 200 Hz	101	103.5	106	dB	
	@ 500 Hz	103	105.5	108	dB	
Peak 1	frequency	860	1060	1260	Hz	
	output	114.5	117.5	120.5	dB	
Valley 1	frequency	1080	1680	2280	Hz	
	output	104.5	108		dB	
Peak 2	frequency	1670	2270	2870	Hz	
	output	111	114.5	118	dB	
Valley 2	frequency	2400	3000	3600	Hz	
	output	104.5	105		dB	
Peak 3	frequency	3000	3600	4200	Hz	
	output	109	112.5	116	dB	
Valley 3	frequency	3750	4350	4950	Hz	
	output	99	102.5		dB	
Peak 4	frequency	4300	4900	5500	Hz	
	output	104	107.5	111	dB	
Valley 4	frequency	5000	5600	6200	Hz	
	output	95.5	99		dB	
Peak 5	frequency	5250	5850	6450	Hz	
	output	97	100.5	104	dB	
THD	@ 1/3 peak			5	%	
	@ 1/2 peak			5	%	
Maximum output @ peak frequency		136.5		dB	@ 0.92 Vrms	

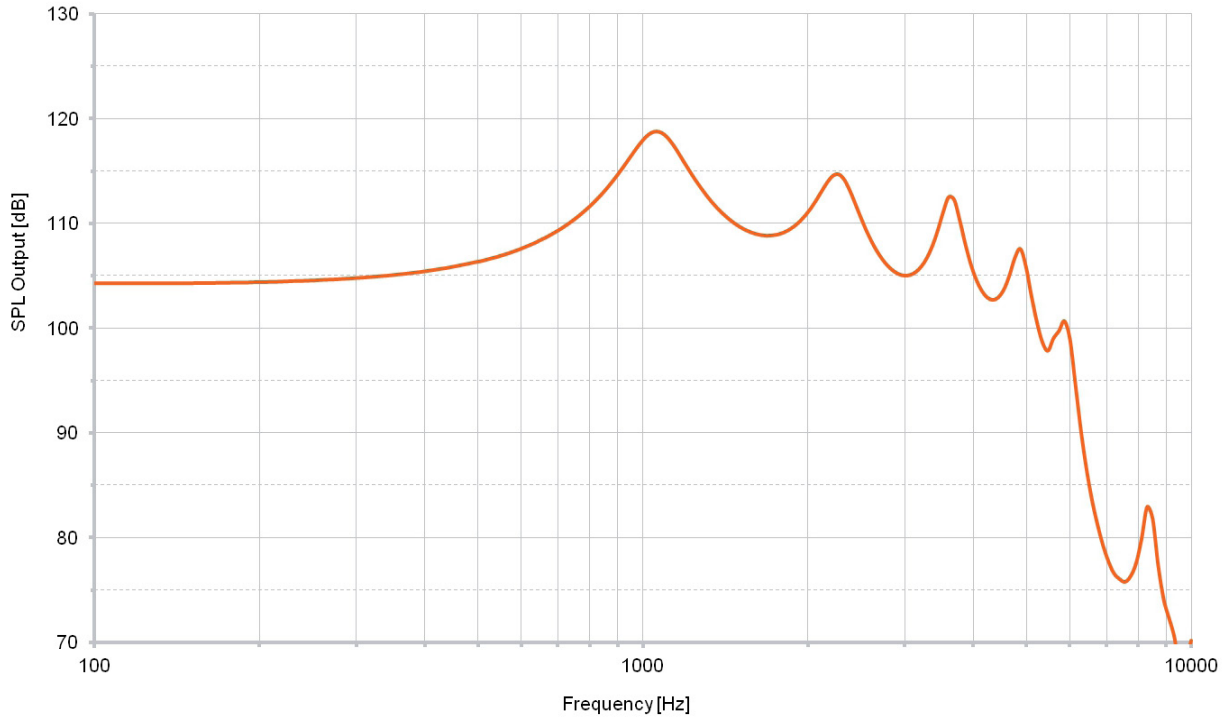
Electric parameters	Min	Typ	Max	Unit	Comments
Impedance @ 1000 Hz	25	31	37	Ohm	
Impedance @ 500 Hz	21	26	31	Ohm	
DC resistance @ 20°C	20	23	23	Ohm	
DC bias current range	zero bias				

Additional parameters	Min	Typ	Max	Unit	Comments
Shock resistance	12000			g	80% survival rate with THD @ 1/2 peak freq. < 10%
Storage temperature range	-40		63	°C	

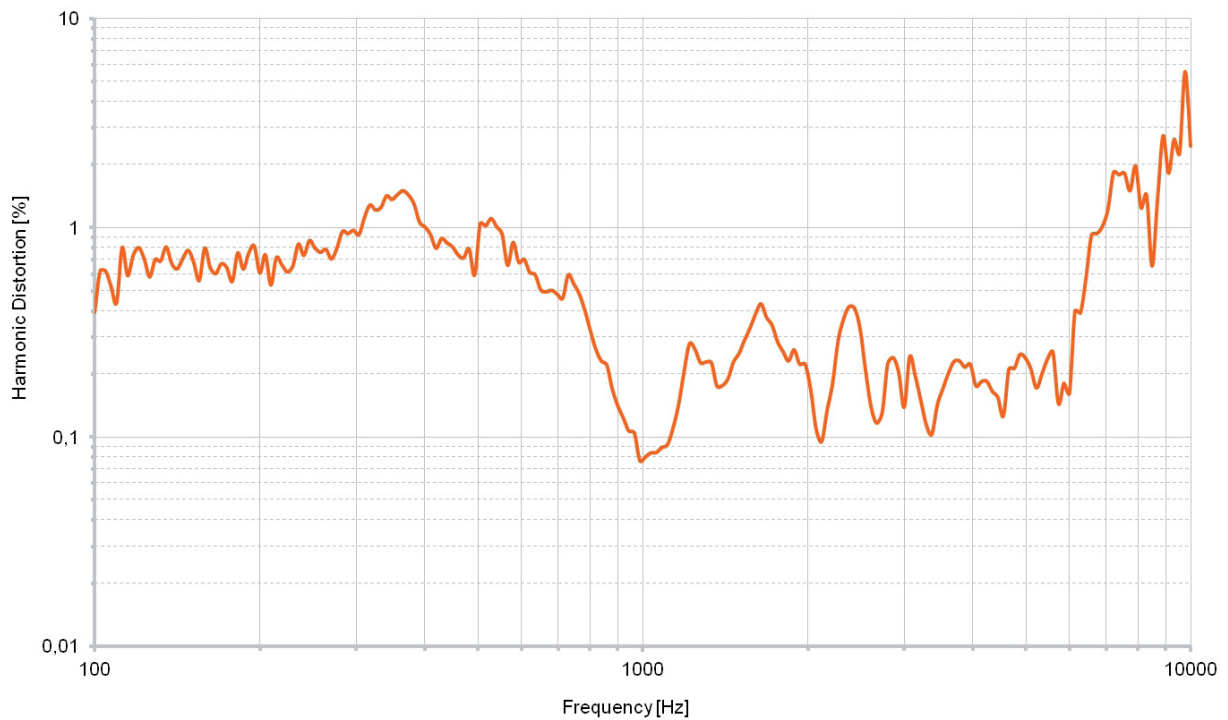
A positive voltage applied to the negative terminal (-) will result in an increase in pressure at the sound outlet.

Sonion reserves the right to make changes at any time to improve reliability, function or design, in order to provide the best product possible. Receivers series of this type can produce very high sound pressure levels. When such receivers are applied in hearing instruments or other communications equipment special attention should be paid to this capacity in order to prevent possible hearing damage.

Typical response curve



THD vs Frequency, typical, nominal input



Sonion reserves the right to make changes at any time to improve reliability, function or design, in order to provide the best product possible. Receivers series of this type can produce very high sound pressure levels. When such receivers are applied in hearing instruments or other communications equipment special attention should be paid to this capacity in order to prevent possible hearing damage.