


## Description

Miniature magnetic receiver (balanced armature type) for use in hearing aids.

## Features

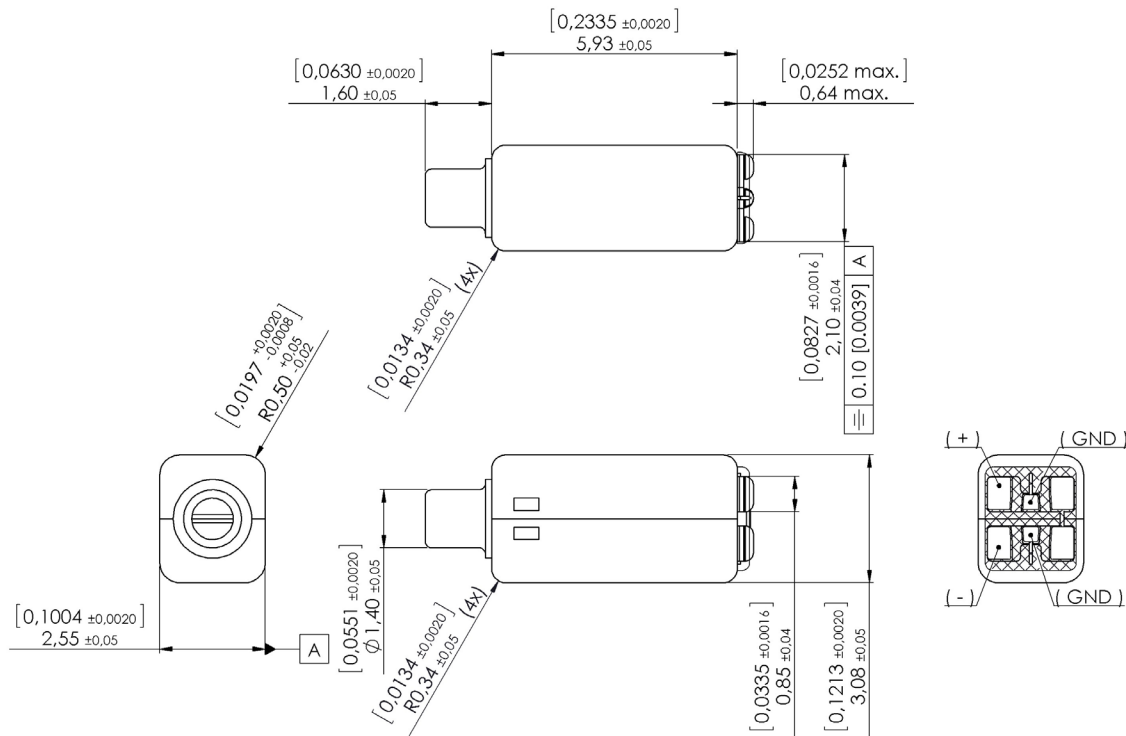
- Dual receiver, series connected
- Reduced mechanical vibration
- Low magnetic radiation
- Center tap connected to case



## Mechanical data

Weight	0.20 gr.
Case material	Ni80Fe15Mo5
Solder pad material	Sn96.5Ag3.0Cu0.5
Dimensions	Refer to outline drawing

## Product drawing - Dimensions in mm [inch]



Sonion reserves the right to make changes at any time to improve reliability, function or design, in order to provide the best product possible. Receivers series of this type can produce very high sound pressure levels. When such receivers are applied in hearing instruments or other communications equipment special attention should be paid to this capacity in order to prevent possible hearing damage.

## Specifications

Acoustic loading: 10.0 mm of 1.0 mm diameter tubing into a 2 cc coupler.

Constant voltage drive of 0.180 V RMS (0.35 mVA @ 500 Hz) unless specified otherwise.

Environmental conditions: 23°C (73.4F), 50% RH.

Acoustic parameters		Min	Typ	Max	Unit	Comments
Sensitivity	@ 100 Hz	97	100	103	dB	
	@ 500 Hz	97	100	103	dB	
	@ 1000 Hz	96.5	99.5	102.5	dB	
Peak 1	frequency	2100	2400	2700	Hz	
	output	103	106	109	dB	
Valley 1	frequency	4100	4600	5100	Hz	
	output	90	93		dB	
Peak 2	frequency	5300	5800	6300	Hz	
	output	93	97	101	dB	
THD	@ 1/3 peak		1	5	%	
	@ 1/2 peak		1	5	%	
Maximum output @ peak frequency			119		dB	@ 0.92 Vrms

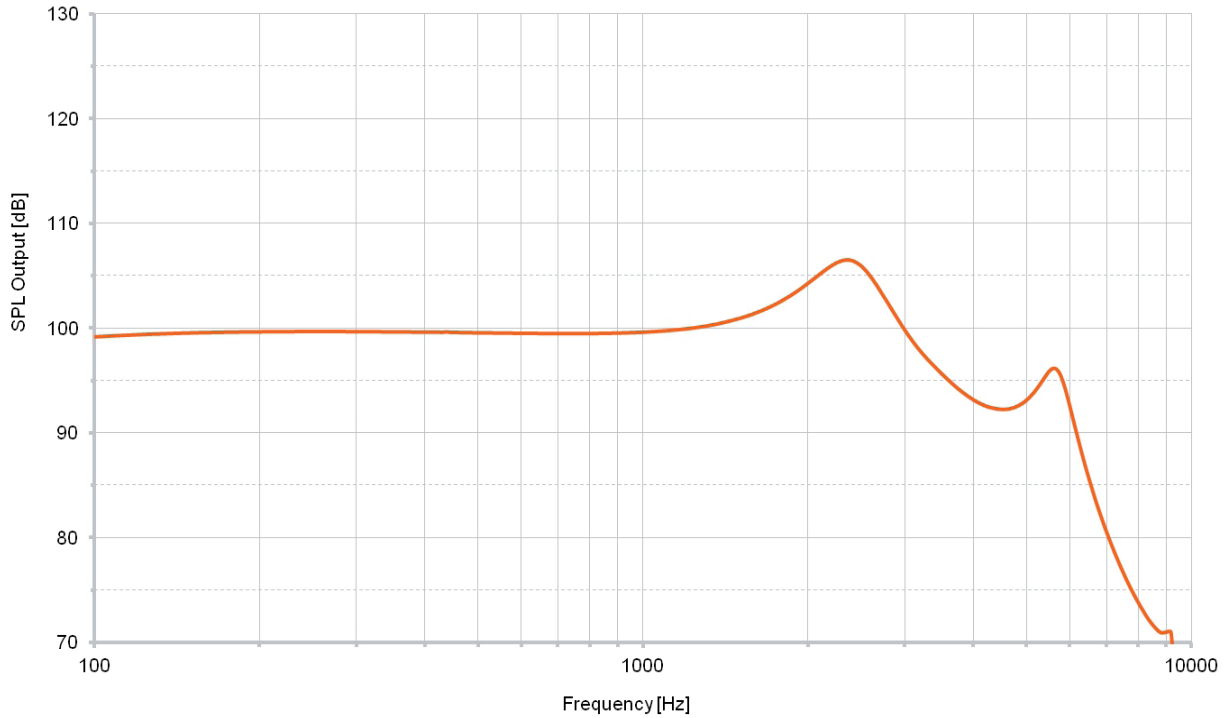
Electric parameters		Min	Typ	Max	Unit	Comments
Impedance @ 1000 Hz		94	117	140	Ohm	
Impedance @ 500 Hz		79	99	119	Ohm	
DC resistance @ 20°C		76	90	104	Ohm	
DC bias current range		zero bias				

Additional parameters		Min	Typ	Max	Unit	Comments
Shock resistance		12000			g	
Storage temperature range		-40		63	°C	

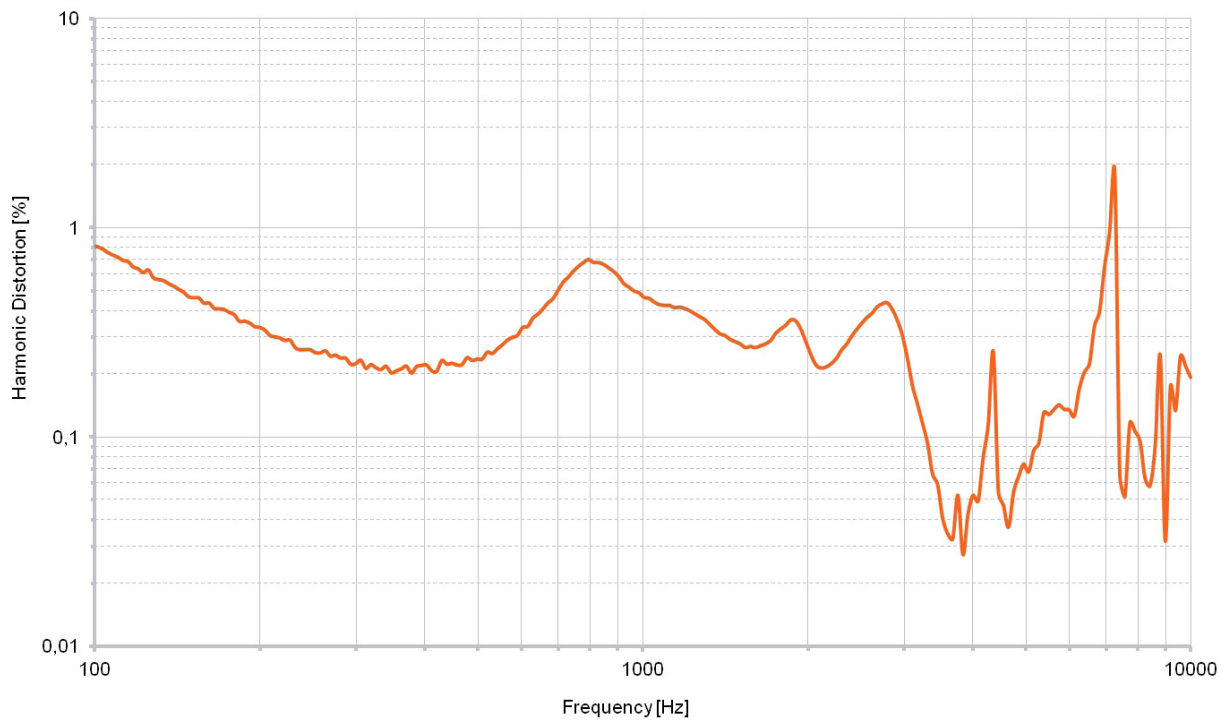
A positive voltage applied to the negative terminal (-) will result in an increase in pressure at the sound outlet.

Sonion reserves the right to make changes at any time to improve reliability, function or design, in order to provide the best product possible. Receivers series of this type can produce very high sound pressure levels. When such receivers are applied in hearing instruments or other communications equipment special attention should be paid to this capacity in order to prevent possible hearing damage.

### Typical response curve



### THD vs Frequency, typical, nominal input



Sonion reserves the right to make changes at any time to improve reliability, function or design, in order to provide the best product possible. Receivers series of this type can produce very high sound pressure levels. When such receivers are applied in hearing instruments or other communications equipment special attention should be paid to this capacity in order to prevent possible hearing damage.