


## Description

Miniature magnetic receiver (Balanced Armature Type) for use in hearing instruments.

## Features

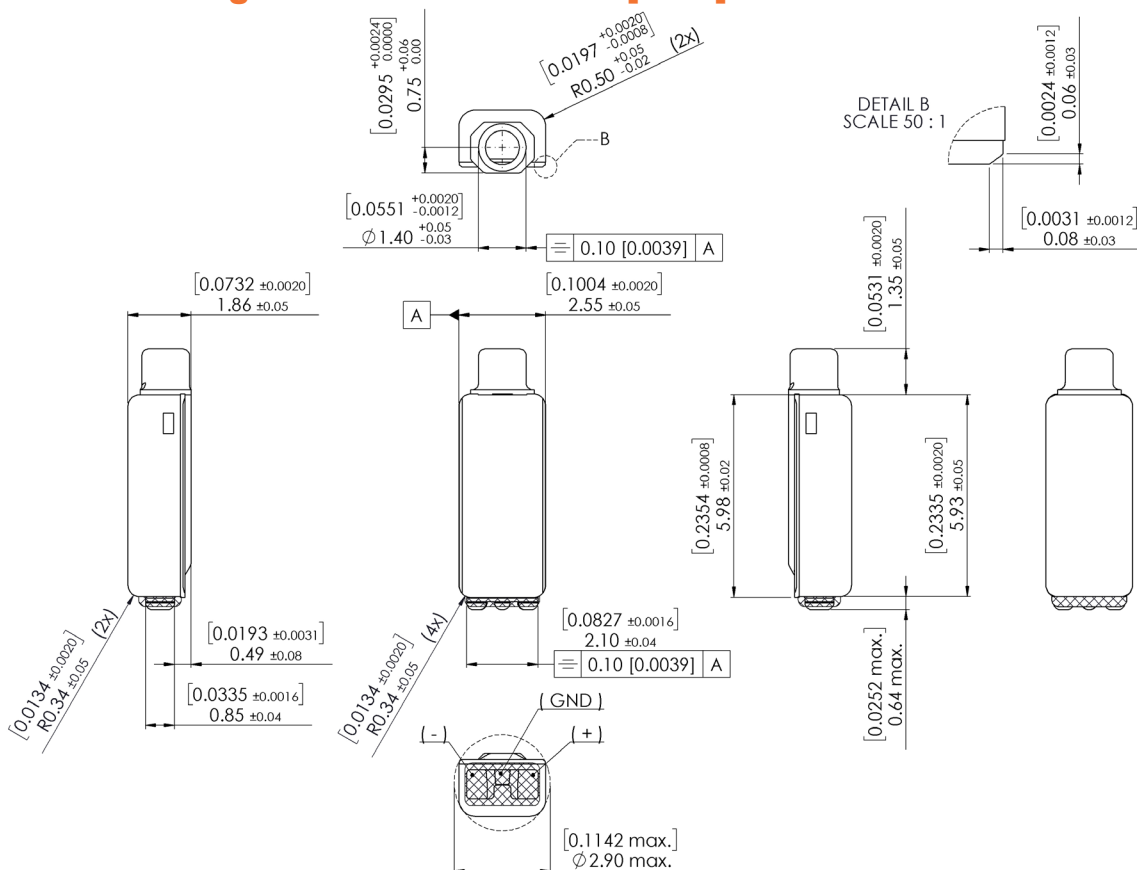
- Single receiver
- Slim and narrow for smaller cross section
- Low magnetic radiation



## Mechanical data

Weight	0.12 gr.
Case material	Ni80Fe15Mo5
Solder pad material	Sn96.5Ag3.0Cu0.5
Dimensions	Refer to outline drawing

## Product drawing - Dimensions in mm [inch]



Sonion reserves the right to make changes at any time to improve reliability, function or design, in order to provide the best product possible. Receivers series of this type can produce very high sound pressure levels. When such receivers are applied in hearing instruments or other communications equipment special attention should be paid to this capacity in order to prevent possible hearing damage.

## Specifications

The acoustic termination consist of: 10x1 mm ID into a 2cc coupler. Drive is voltage drive of 0.19 V rms (0.35 mVA at 500 Hz) unless specified otherwise.

Environmental conditions: 23°C (73.4F), 50% RH.

Parameters		Min	Typ	Max	Unit	Comments
Sensitivity	@ 200 Hz	94.5	97	99.5	dB	
	@ 500 Hz	94.5	97	99.5	dB	
	@ 1000 Hz	94	96.5	99	dB	
Peak 1	frequency	2500	2700	2900	Hz	
	output	101	104	107	dB	
Valley 1	frequency	3950	4550	5150	Hz	
	output	89.5	93		dB	
Peak 2	frequency	5000	5600	6200	Hz	
	output	93.5	97	100.5	dB	
THD	@ 1/3 peak		1	5	%	
	@ 1/2 peak		1	5	%	
Maximum output @ peak frequency			117.5		dB	@ 0.92 Vrms

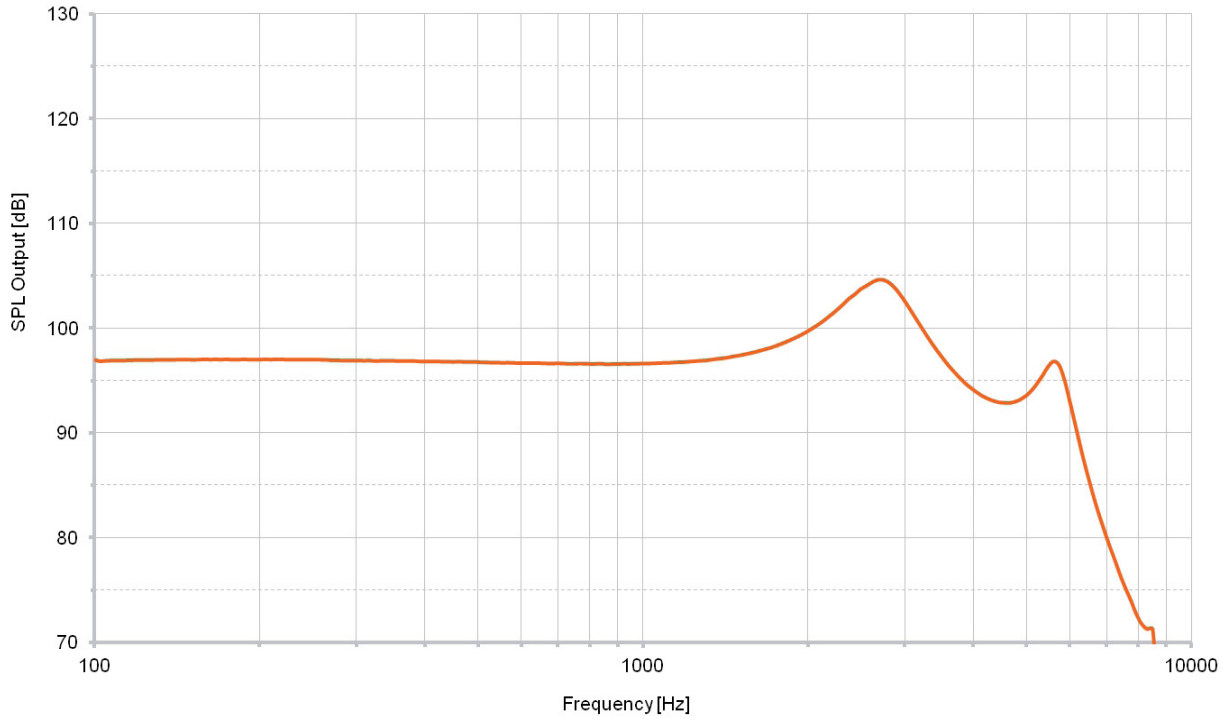
Electric parameters	Min	Typ	Max	Unit	Comments
Impedance @ 1000 Hz	98	123	148	Ohm	
Impedance @ 500 Hz	83	104	125	Ohm	
DC resistance @ 20°C	85	100	115	Ohm	
DC bias current range	zero bias				

Additional parameters	Min	Typ	Max	Unit	Comments
Shock resistance	12000			g	90% survival rate with THD @ 1/2 peak frequency < 10%
Storage temperature range	-40		63	°C	

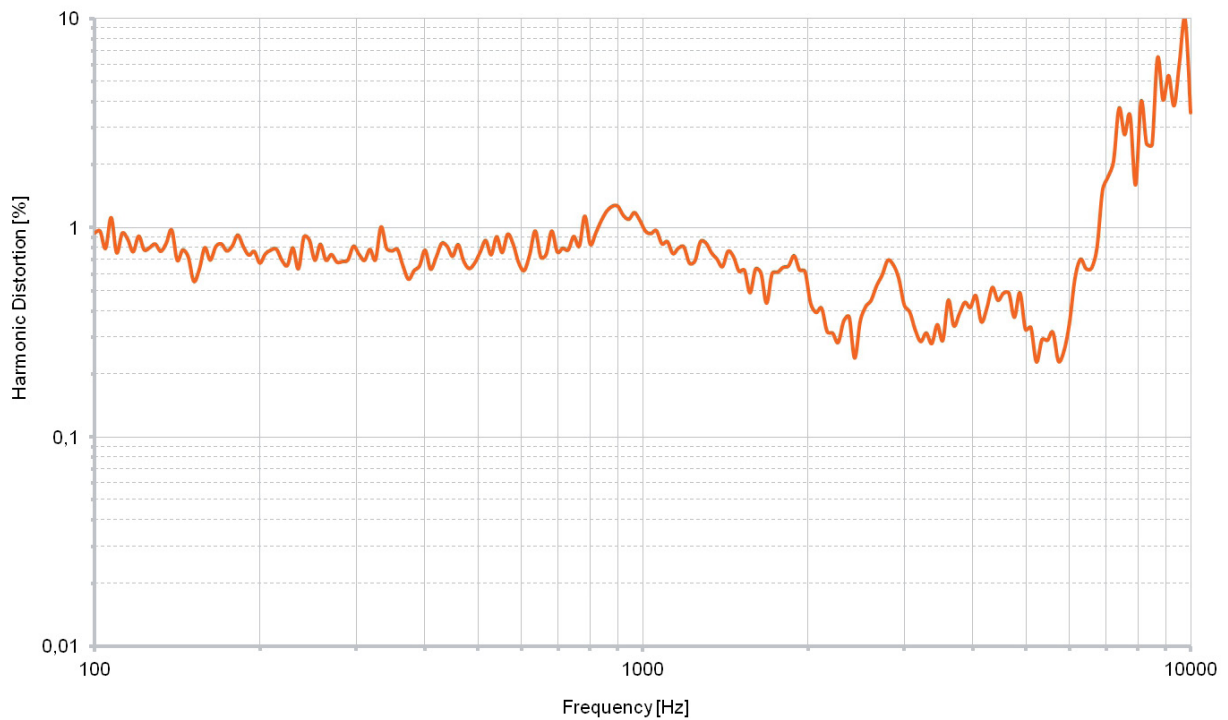
A positive voltage applied to the negative terminal (-) will result in an increase in pressure at the sound outlet.

Sonion reserves the right to make changes at any time to improve reliability, function or design, in order to provide the best product possible. Receivers series of this type can produce very high sound pressure levels. When such receivers are applied in hearing instruments or other communications equipment special attention should be paid to this capacity in order to prevent possible hearing damage.

### Typical response curve



### THD vs Frequency, typical, nominal input



Sonion reserves the right to make changes at any time to improve reliability, function or design, in order to provide the best product possible. Receivers series of this type can produce very high sound pressure levels. When such receivers are applied in hearing instruments or other communications equipment special attention should be paid to this capacity in order to prevent possible hearing damage.