

Description

Subminiature magnetic receiver (Balanced Armature Type) for use in hearing aids.

Features

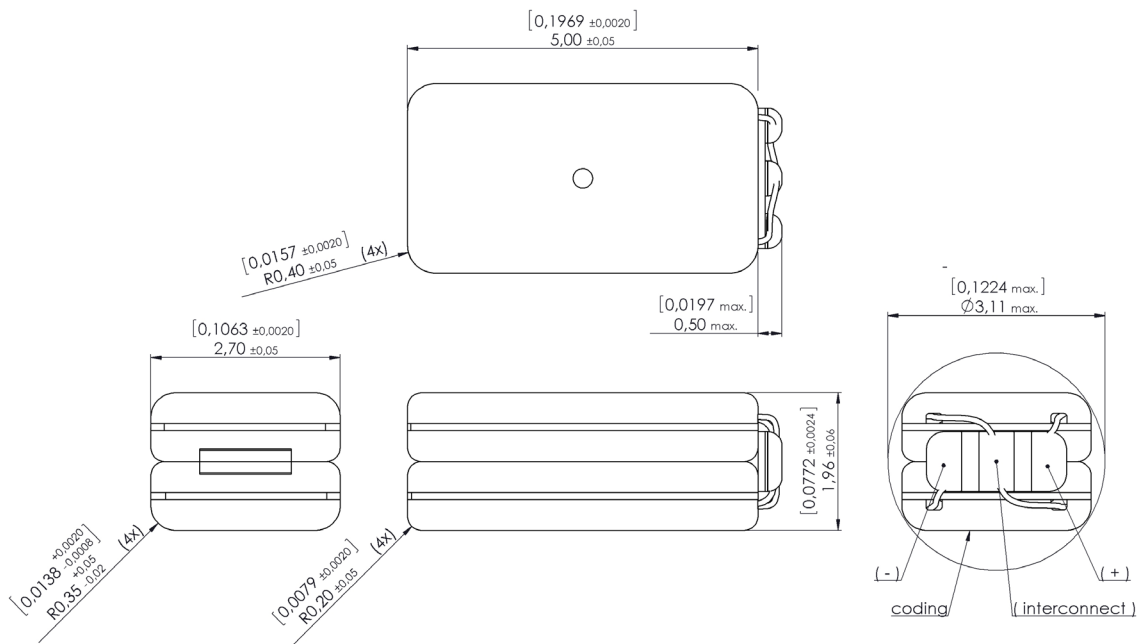
- Dual receiver, series connection
- Reduced mechanical vibration
- Improved shock performance
- Increased resistance provides flat LF response driven from voltage source



Mechanical data

Weight	0.135 gr.
Case material	Ni48Fe52
Solder pad material	Sn96.5Ag3.0Cu0.5
Dimensions	Refer to outline drawing

Product drawing - Dimensions in mm [inch]



Sonion reserves the right to make changes at any time to improve reliability, function or design, in order to provide the best product possible. Receivers series of this type can produce very high sound pressure levels. When such receivers are applied in hearing instruments or other communications equipment special attention should be paid to this capacity in order to prevent possible hearing damage.

Specifications

Acoustic loading: 10 mm x 1.0 mm ID into a 2 cc coupler versus 10 mm x 1.0 mm ID into a IEC 711 coupler. Constant voltage drive of 0.15 V RMS (0.35 mVA @ 500 Hz).

Environmental conditions: 23°C (73.4F), 50% RH

Acoustic parameters		10x1mm into 2cc			10x1mm into 711			Unit	Comments
		Min	Typ	Max	Min	Typ	Max		
Sensitivity	@ 200 Hz	95.5	98	100.5	99.5	102	104.5	dB	
	@ 500 Hz	94.5	97	99.5	99	101.5	104	dB	
	@ 1000 Hz	93.5	96	98.5	99.5	102	104.5	dB	
Peak 1	frequency	2950	3150	3350	2950	3150	3350	Hz	
	output	101	104	107	111.5	114.5	117.5	dB	
Valley 1	frequency	4800	5400	6000	4500	5100	5700	Hz	
	output	86.5	90		99.5	103		dB	
Peak 2	frequency	5900	6500	7100	5600	6200	6800	Hz	
	output	88	91.5	95	104.5	108	111.5	dB	
THD	@ 1/3 peak			5			5	%	
	@ 1/2 peak			5			5	%	
Max outp. @ peak freq.			122			132		dB	@ 50 mVA input

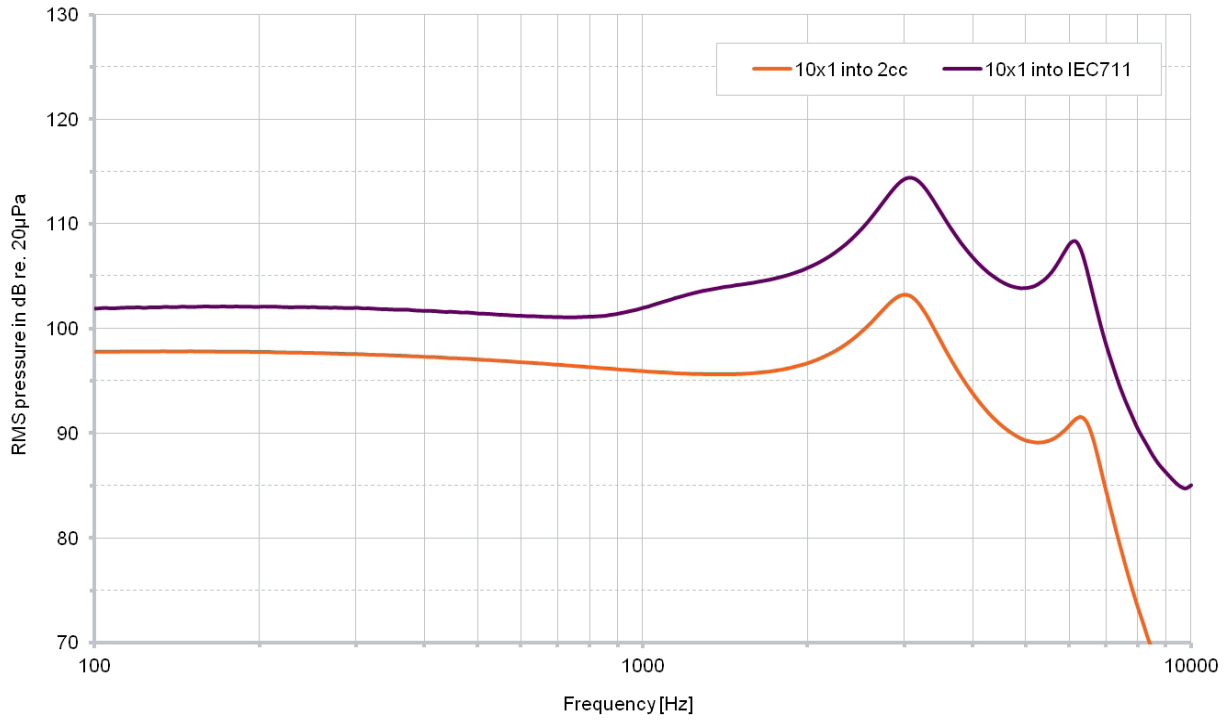
Electric parameters	Min	Typ	Max	Unit	Comments
Impedance @ 1000 Hz	122	152	182	Ohm	
Impedance @ 500 Hz	98	122	146	Ohm	
DC resistance @ 20°C	88	110	132	Ohm	
DC bias current range	zero bias				

Additional parameters	Min	Typ	Max	Unit	Comments
Shock resistance	12000			g	90% survival rate with THD @ 1/2 peak frequency < 10%
Storage temperature range	-40		63	°C	

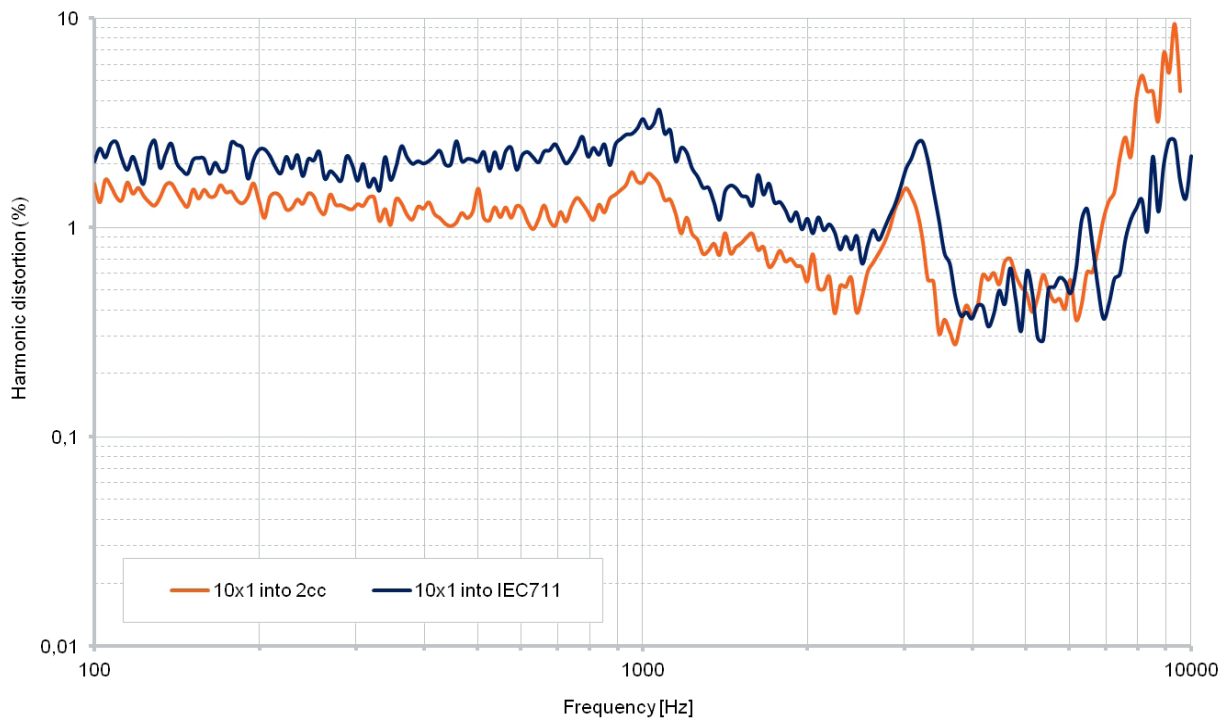
A positive voltage applied to the negative terminal (-) will result in an increase in pressure at the sound outlet.

Sonion reserves the right to make changes at any time to improve reliability, function or design, in order to provide the best product possible. Receivers series of this type can produce very high sound pressure levels. When such receivers are applied in hearing instruments or other communications equipment special attention should be paid to this capacity in order to prevent possible hearing damage.

Typical response curve



THD vs Frequency, typical, nominal input



Sonion reserves the right to make changes at any time to improve reliability, function or design, in order to provide the best product possible. Receivers series of this type can produce very high sound pressure levels. When such receivers are applied in hearing instruments or other communications equipment special attention should be paid to this capacity in order to prevent possible hearing damage.