

## Description

Miniature magnetic receiver (balanced armature type) for use in hearing aids.

## Features

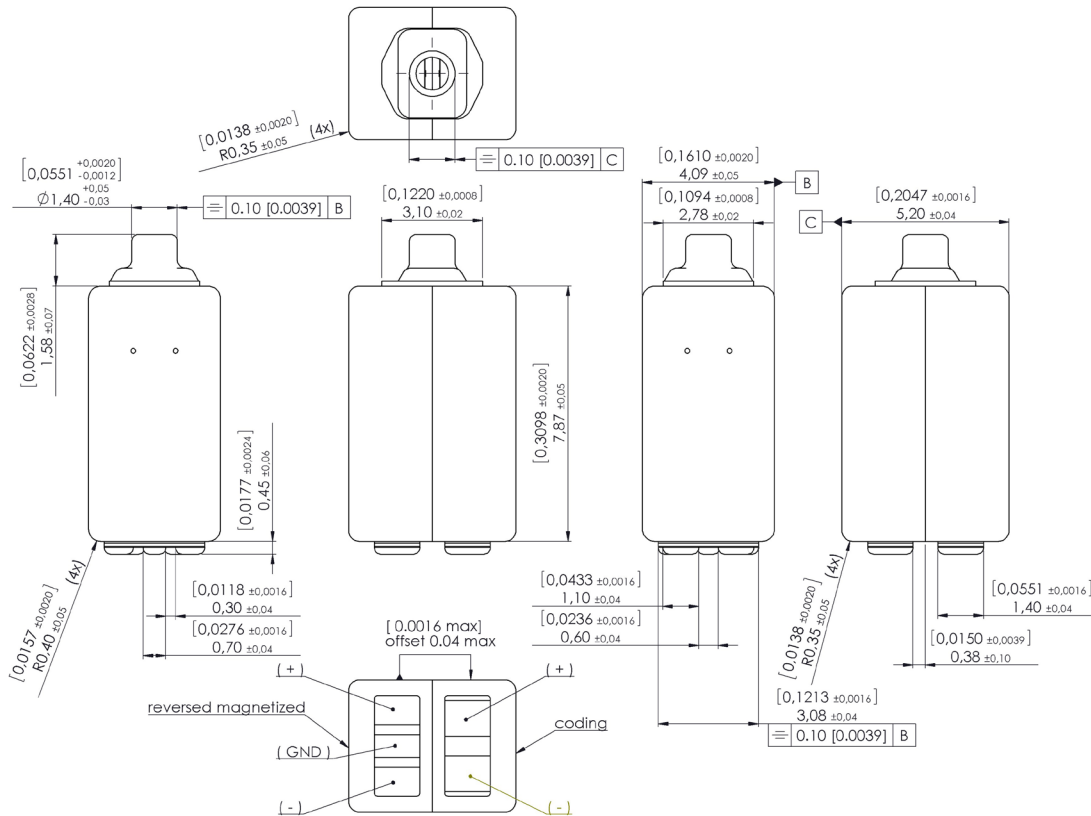
- Perfect for higher power premium BTE applications
- Tandem, twin-motor performance
- Significantly reduced mechanical vibration
- Reduced magnetic radiation
- Reduced thickness compared to standard 3300 receiver



## Mechanical data

Weight	0.55 gr.
Case material	Ni80Fe15Mo5
Solder pad material	Sn96.5Ag3.0Cu0.5
Dimensions	Refer to outline drawing

## Product drawing - Dimensions in mm [inch]



Sonion reserves the right to make changes at any time to improve reliability, function or design, in order to provide the best product possible. Receivers series of this type can produce very high sound pressure levels. When such receivers are applied in hearing instruments or other communications equipment special attention should be paid to this capacity in order to prevent possible hearing damage.

## Specifications

The acoustic termination consists of: 8 mm x 1 mm ID + 28 mm x 1.5 mm ID + 25 mm x 2 mm ID + 18 mm x 3 mm ID + 2 cc coupler. Drive is voltage drive of RMS 0.7 mVA at 500 Hz unless specified otherwise. Environmental conditions: 23 °C (73.4F), 50% RH.

Acoustic parameters	Min	Typ	Max	Unit	Comments	
Sensitivity	@ 200 Hz	110	113	116	dB	
	@ 300 Hz	110	113	116	dB	
	@ 500 Hz	111	114	117	dB	
Peak 1	frequency	750	900	1050	Hz	
	output	120.5	123	125.5	dB	
Valley 1	frequency	1375	1625	1875	Hz	
	output	107.5	110		dB	
Peak 2	frequency	2000	2200	2400	Hz	
	output	116.5	119	121.5	dB	
Valley 2	frequency	2625	2875	3125	Hz	
	output	103	106		dB	
Peak 3	frequency	3150	3450	3750	Hz	
	output	113	116	119	dB	
Valley 3	frequency	3750	4000	4250	Hz	
	output	103.5	106		dB	
Peak 4	frequency	4200	4450	4700	Hz	
	output	107	110	113	dB	
Valley 4	frequency	4900	5200	5500	Hz	
	output	95.5	98		dB	
Peak 5	frequency	5300	5700	6100	Hz	
	output	100	104	108	dB	
THD	@ 1/3 peak			5	%	
	@ 1/2 peak			5	%	
Maximum output @ peak frequency		140		dB	@ 100 mVA input	

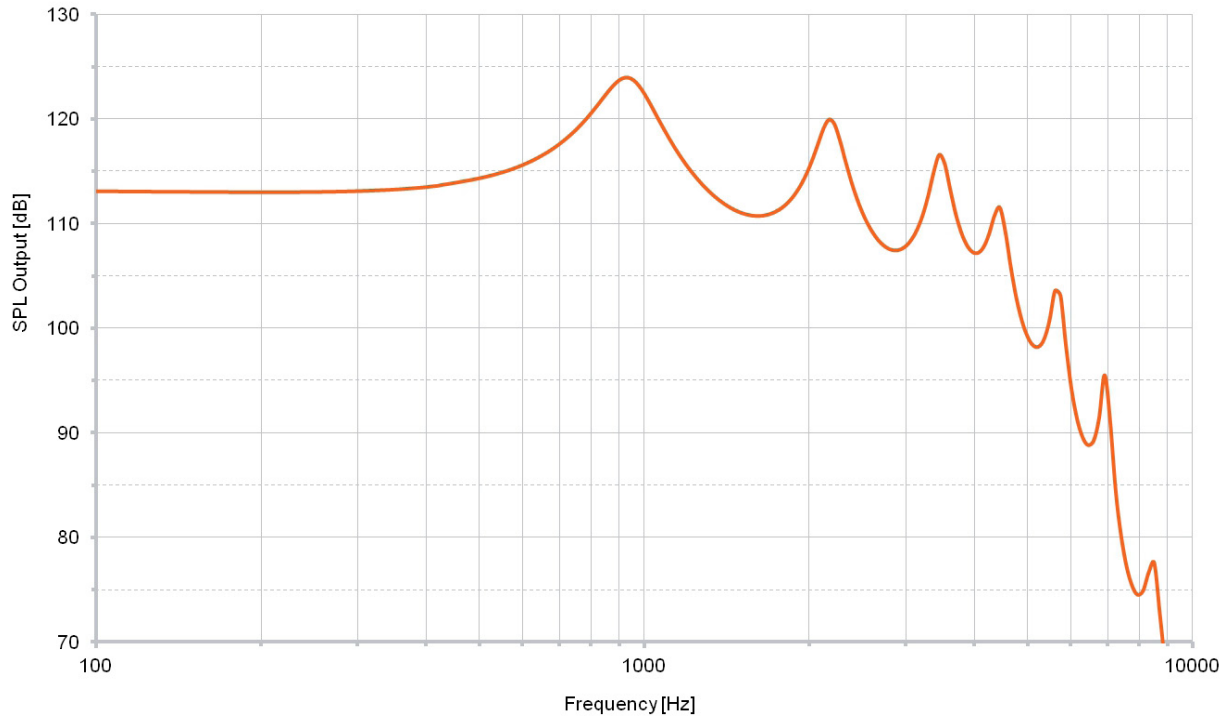
Electric parameters	Min	Typ	Max	Unit	Comments
Impedance @ 1000 Hz parallel	34	42	50	Ohm	
Impedance @ 1000 Hz series	136	168	200	Ohm	
Impedance @ 500 Hz parallel	27	34	41	Ohm	
Impedance @ 500 Hz series	109	136	163	Ohm	
DC resistance @ 20°C parallel	22	25	29	Ohm	
DC resistance @ 20°C series	87	100	115	Ohm	

Additional parameters	Min	Typ	Max	Unit	Comments
Shock resistance	12000			g	90% survival rate with THD @ 1/2 peak frequency < 10%
Storage temperature range	-40		63	°C	

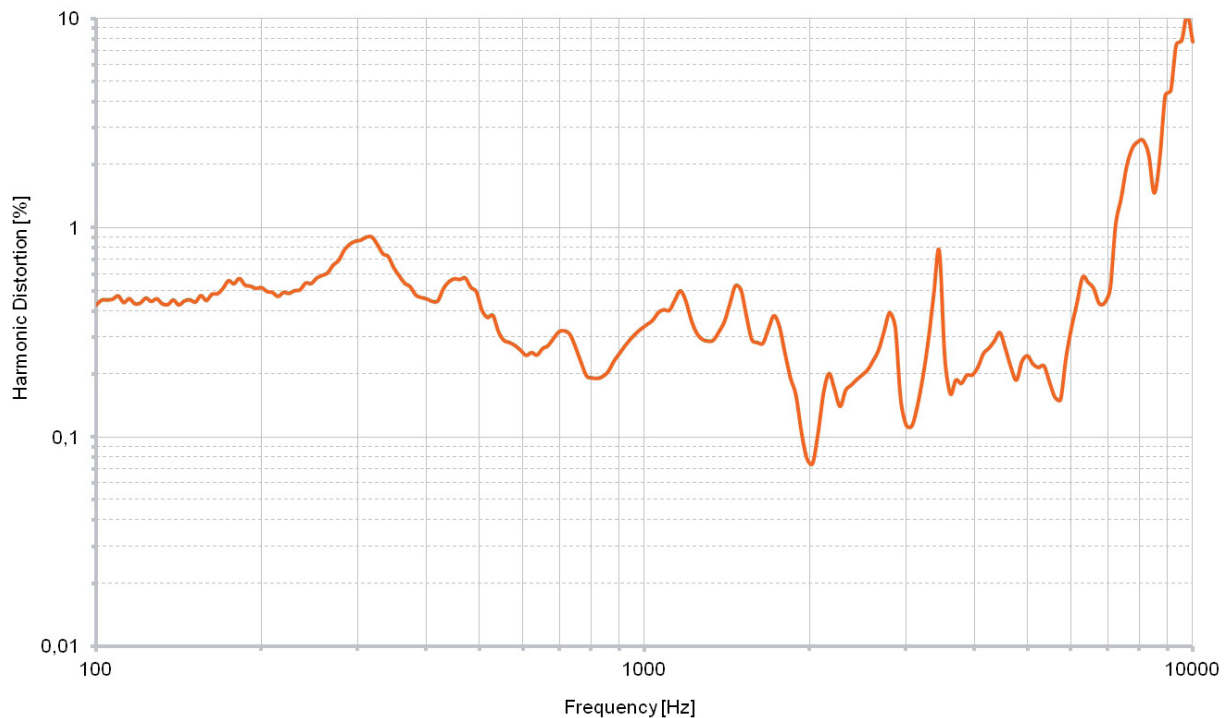
A positive voltage applied to the negative terminal (-) will result in an increase in pressure at the sound outlet.

Sonion reserves the right to make changes at any time to improve reliability, function or design, in order to provide the best product possible. Receivers series of this type can produce very high sound pressure levels. When such receivers are applied in hearing instruments or other communications equipment special attention should be paid to this capacity in order to prevent possible hearing damage.

### Typical response curve



### THD vs Frequency, typical, nominal input



Sonion reserves the right to make changes at any time to improve reliability, function or design, in order to provide the best product possible. Receivers series of this type can produce very high sound pressure levels. When such receivers are applied in hearing instruments or other communications equipment special attention should be paid to this capacity in order to prevent possible hearing damage.