

Description

Miniature magnetic receiver (balanced armature type) for use in Hearing Instruments and Advanced Audio applications.



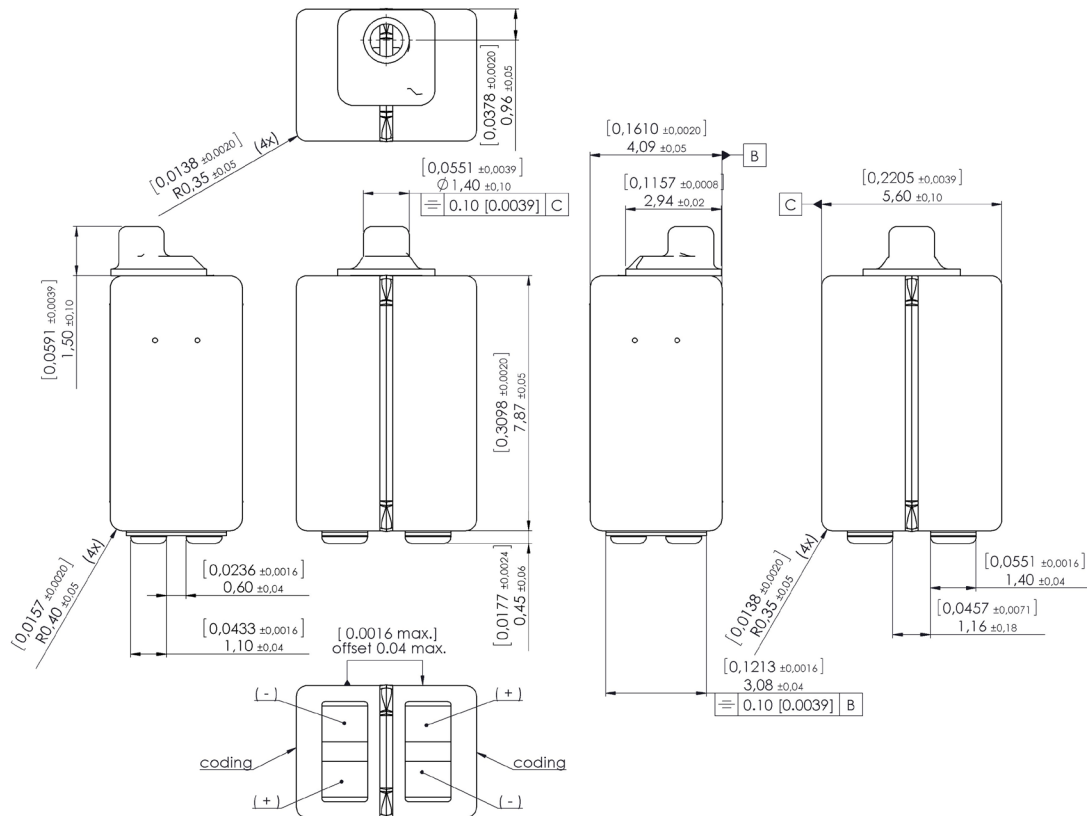
Features

- Standard sealed design
- Tandem, twin-motor performance
- Ideal for use as a woofer in multi-way systems

Mechanical data

Weight	0.60 gr.
Case material	Ni80Fe15Mo5
Solder pad material	Sn96.5Ag3.0Cu0.5
Dimensions	Refer to outline drawing

Product drawing - Dimensions in mm [inch]



Sonion reserves the right to make changes at any time to improve reliability, function or design, in order to provide the best product possible. Receivers series of this type can produce very high sound pressure levels. When such receivers are applied in hearing instruments or other communications equipment special attention should be paid to this capacity in order to prevent possible hearing damage.

Specifications

The acoustic termination consists of: 4.5 mm x 1.4 mm ID + 11 mm x 1.9 mm ID + IEC-711 coupler.

Drive is voltage drive of 0.100 V rms unless specified otherwise.

Environmental conditions: 23°C (73.4F), 50% RH.

Acoustic parameters		Min	Typ	Max	Unit	Comments
Sensitivity	@ 50 Hz	114	117	120	dB	
	@ 100 Hz	114	117	120	dB	
	@ 700 Hz	112	115	118	dB	
	@ 1000 Hz	114	116.5	119	dB	
Peak 1	frequency	1450	1650	1850	Hz	
	output	121	124	127	dB	
Valley 1	frequency	2850	3100	3350	Hz	
	output	109.5	112.5		dB	
Peak 2	frequency	3900	4150	4400	Hz	
	output	118.5	121.5	124.5	dB	
Valley 2	frequency	5400	5650	5900	Hz	
	output	101.5	105.5		dB	
Peak 3	frequency	6300	6600	6900	Hz	
	output	112.5	117.5	122.5	dB	
THD	@ 1/3 peak		1.5	5	%	
	@ 1/2 peak		1	5	%	
Maximum output @ peak frequency		133			dB	@ 100 mVA input

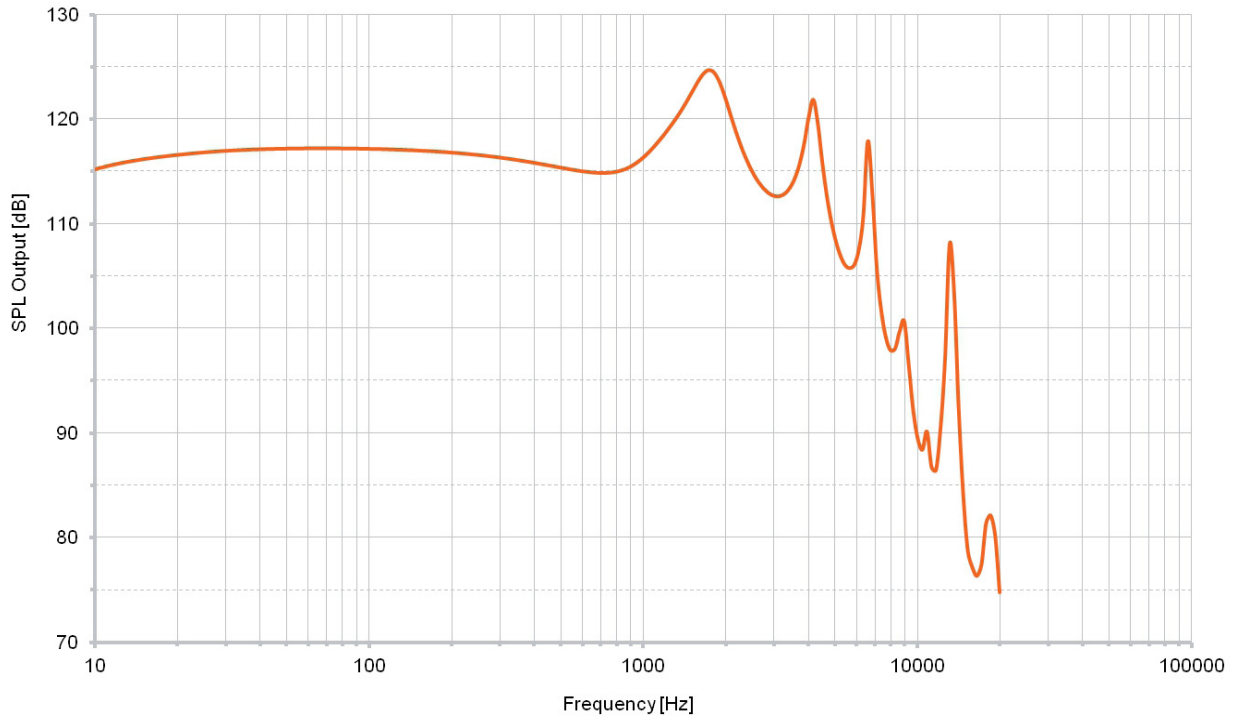
Electric parameters	Min	Typ	Max	Unit	Comments
Impedance @ 1000 Hz	22.4	28	33.6	Ohm	
Impedance @ 500 Hz	14.4	18	21.6	Ohm	
DC resistance @ 20°C	10.2	12	13.8	Ohm	

Additional parameters	Min	Typ	Max	Unit	Comments
Shock resistance	12000			g	90% survival rate with THD @ 1/2 peak frequency < 10%
Storage temperature range	-40		63	°C	

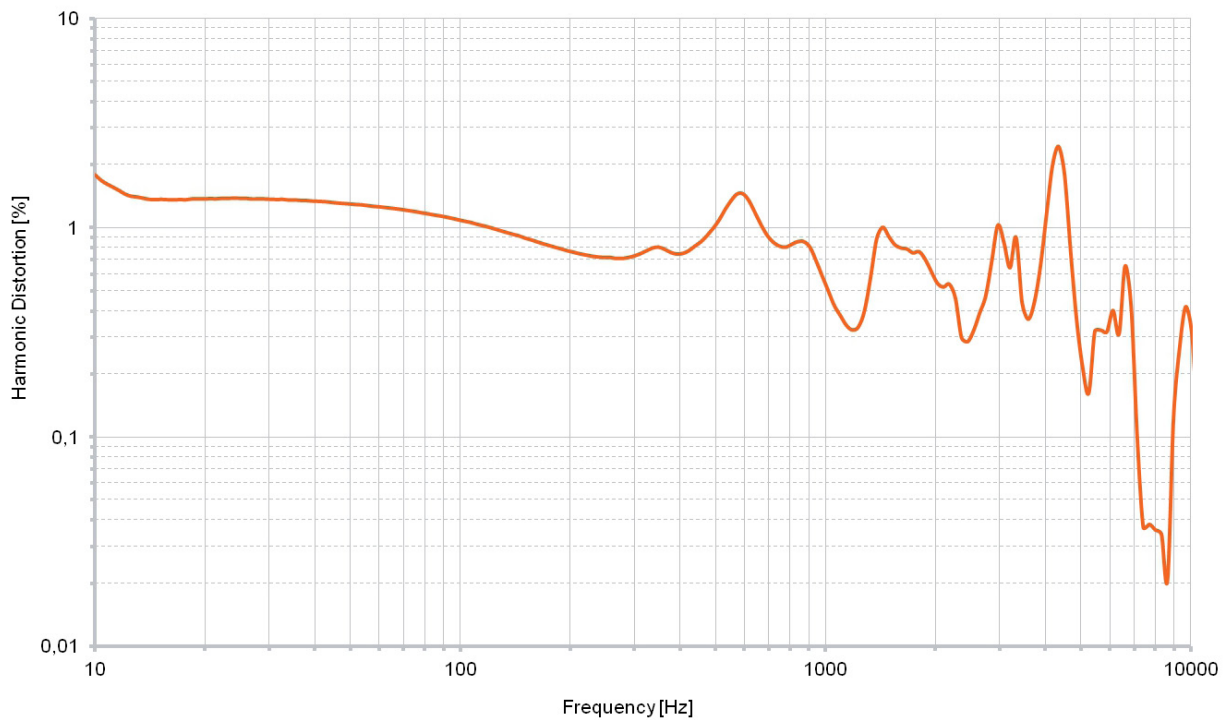
A positive voltage applied to the negative terminal (-) will result in an increase in pressure at the sound outlet.

Sonion reserves the right to make changes at any time to improve reliability, function or design, in order to provide the best product possible. Receivers series of this type can produce very high sound pressure levels. When such receivers are applied in hearing instruments or other communications equipment special attention should be paid to this capacity in order to prevent possible hearing damage.

Typical response curve



THD vs Frequency, typical, nominal input



Sonion reserves the right to make changes at any time to improve reliability, function or design, in order to provide the best product possible. Receivers series of this type can produce very high sound pressure levels. When such receivers are applied in hearing instruments or other communications equipment special attention should be paid to this capacity in order to prevent possible hearing damage.