

## Description

Miniature magnetic receiver (balanced armature type) for use in Advanced Audio (In-Ear Monitoring) applications.

## Features

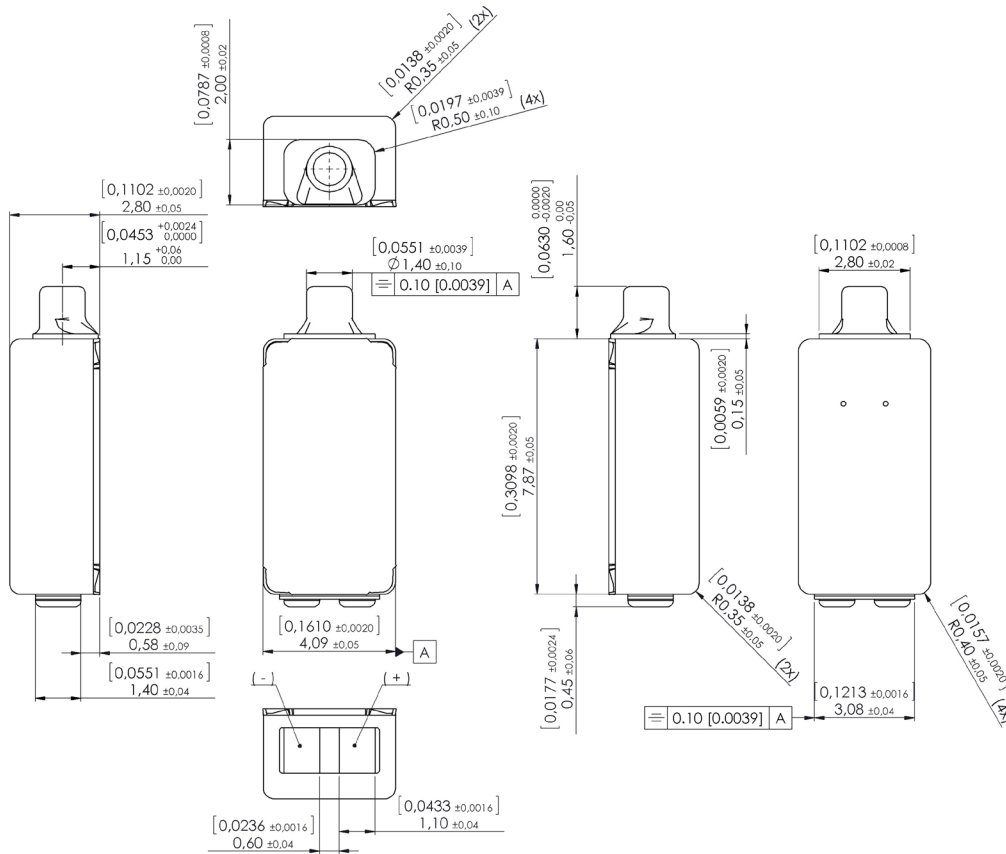
- Broadband output
- Zero bias configuration



## Mechanical data

Weight	0.31 gr.
Case material	Ni80Fe15Mo5
Solder pad material	Sn96.5Ag3.0Cu0.5
Dimensions	Refer to outline drawing

## Product drawing - Dimensions in mm [inch]



Sonion reserves the right to make changes at any time to improve reliability, function or design, in order to provide the best product possible. Receivers series of this type can produce very high sound pressure levels. When such receivers are applied in hearing instruments or other communications equipment special attention should be paid to this capacity in order to prevent possible hearing damage.

## Specifications

The acoustic termination consist of: 11 x 1.9mm ID + 4.5 x 1.4 mm ID into IEC 711 coupler.

Drive is voltage drive of 0.100 V RMS (0.35 mVA at 500 Hz) unless specified otherwise.

Environmental conditions: 23°C (73.4F), 50% RH.

Acoustic parameters		Min	Typ	Max	Unit	Comments
Sensitivity	@ 20 Hz	101.5	104.5	107.5	dB	
	@ 100 Hz	104.5	106.5	108.5	dB	
	@ 500 Hz	103	105	107	dB	
	@ 800 Hz	102	104	106	dB	
	@ 1500 Hz	106	108	110	dB	
Peak 1	frequency	2300	2500	2700	Hz	
	output	113.5	116.5	119.5	dB	
Valley 1	frequency	3750	4000	4250	Hz	
	output	104	107		dB	
Peak 2	frequency	5000	5300	5600	Hz	
	output	113	116	119	dB	
Valley 2	frequency	6500	6800	7100	Hz	
	output	99.5	102.5		dB	
Peak 3	frequency	7400	7700	8000	Hz	
	output	103.5	106.5	109.5	dB	
Valley 3	frequency	10100	10700	11300	Hz	
	output	78	84		dB	
Peak 4	frequency	11450	12700	13950	Hz	
	output	94	102.5	111	dB	
THD	@ 1/3 peak		0.7	5	%	
	@ 1/2 peak		0.7	5	%	
Maximum output @ peak frequency		132	135		dB	output @ 10% THD

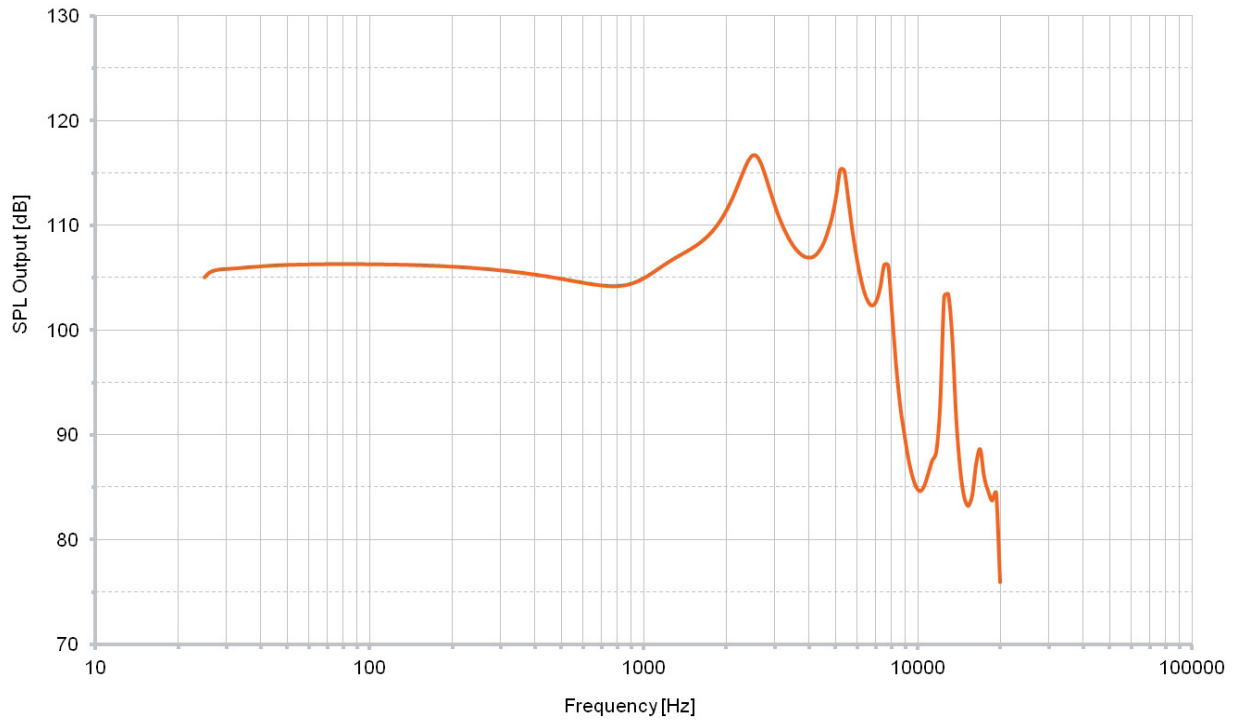
Electric parameters	Min	Typ	Max	Unit	Comments
Impedance @ 1000 Hz	72	90	108	Ohm	
Impedance @ 500 Hz	49.6	62	74.4	Ohm	
DC resistance @ 20°C	42.5	50	57.5	Ohm	

Additional parameters	Min	Typ	Max	Unit	Comments
Shock resistance	12000			g	90% survival rate with THD @ 1/2 peak frequency < 10%
Storage temperature range	-40		63	°C	

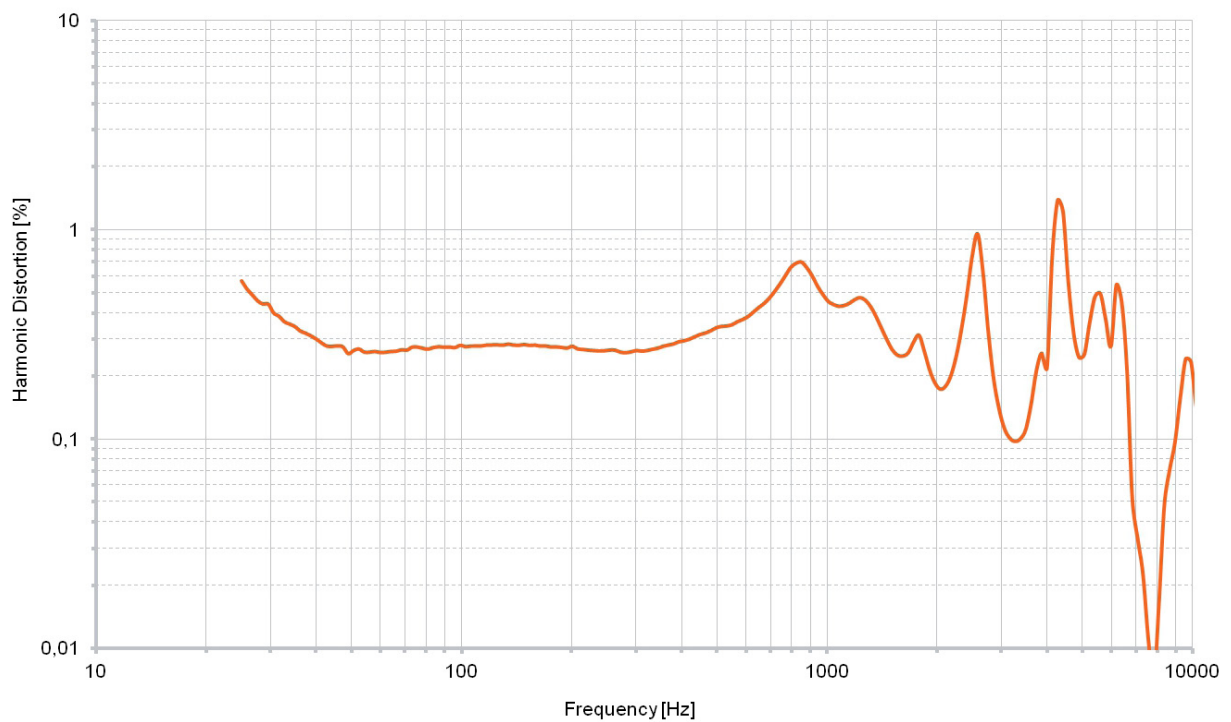
A positive voltage applied to the negative terminal (-) will result in an increase in pressure at the sound outlet.

Sonion reserves the right to make changes at any time to improve reliability, function or design, in order to provide the best product possible. Receivers series of this type can produce very high sound pressure levels. When such receivers are applied in hearing instruments or other communications equipment special attention should be paid to this capacity in order to prevent possible hearing damage.

## Typical response curve



## THD vs Frequency, typical, nominal input



Sonion reserves the right to make changes at any time to improve reliability, function or design, in order to provide the best product possible. Receivers series of this type can produce very high sound pressure levels. When such receivers are applied in hearing instruments or other communications equipment special attention should be paid to this capacity in order to prevent possible hearing damage.