

Description

Miniature magnetic receiver (balanced armature type) for use in Advanced Audio (In-Ear Monitoring) applications.



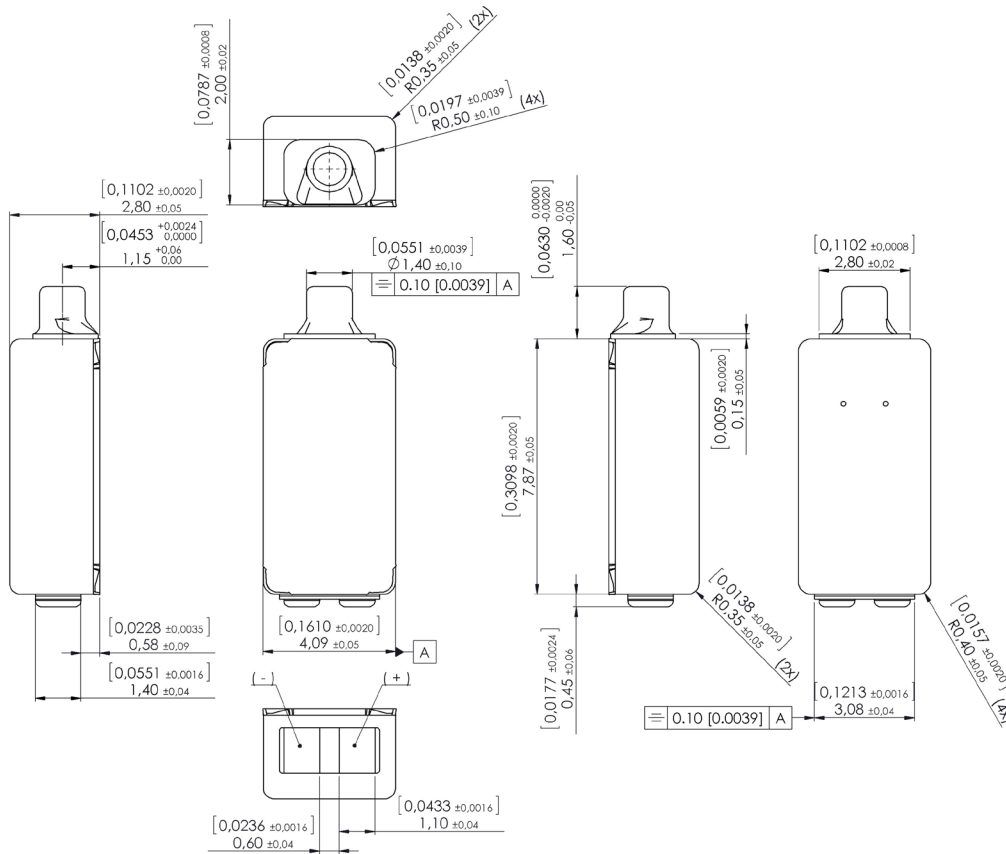
Features

- Broadband output
- Zero bias configuration

Mechanical data

Weight	0.31 gr.
Case material	Ni80Fe15Mo5
Solder pad material	Sn96.5Ag3.0Cu0.5
Dimensions	Refer to outline drawing

Product drawing - Dimensions in mm [inch]



Sonion reserves the right to make changes at any time to improve reliability, function or design, in order to provide the best product possible. Receivers series of this type can produce very high sound pressure levels. When such receivers are applied in hearing instruments or other communications equipment special attention should be paid to this capacity in order to prevent possible hearing damage.

Specifications

The acoustic termination consist of: 11 x 1.9mm ID + 4.5 x 1.4 mm ID into IEC 711 coupler.

Drive is voltage drive of 0.105 V RMS (0.35 mVA at 500 Hz) unless specified otherwise.

Environmental conditions: 23°C (73.4F), 50% RH.

Acoustic parameters		Min	Typ	Max	Unit	Comments
Sensitivity	@ 20 Hz	104	107	110	dB	
	@ 100 Hz	107	109	111	dB	
	@ 500 Hz	106	108	110	dB	
	@ 800 Hz	105	107	109	dB	
	@ 1500 Hz	108.5	110.5	112.5	dB	
Peak 1	frequency	2250	2450	2650	Hz	
	output	117	120	123	dB	
Valley 1	frequency	2750	4000	4250	Hz	
	output	108	111		dB	
Peak 2	frequency	4900	5200	5500	Hz	
	output	117	120	123	dB	
Valley 2	frequency	6500	6800	7100	Hz	
	output	102	105		dB	
Peak 3	frequency	7250	7550	7850	Hz	
	output	106	109	112	dB	
Valley 3	frequency	9400	10000	10600	Hz	
	output	80	86		dB	
Peak 4	frequency	11200	12450	13700	Hz	
	output	92.5	101	109.5	dB	
THD	@ 1/3 peak			5	%	
	@ 1/2 peak			5	%	
Maximum output @ peak frequency		132	135		dB	output @ 10% THD

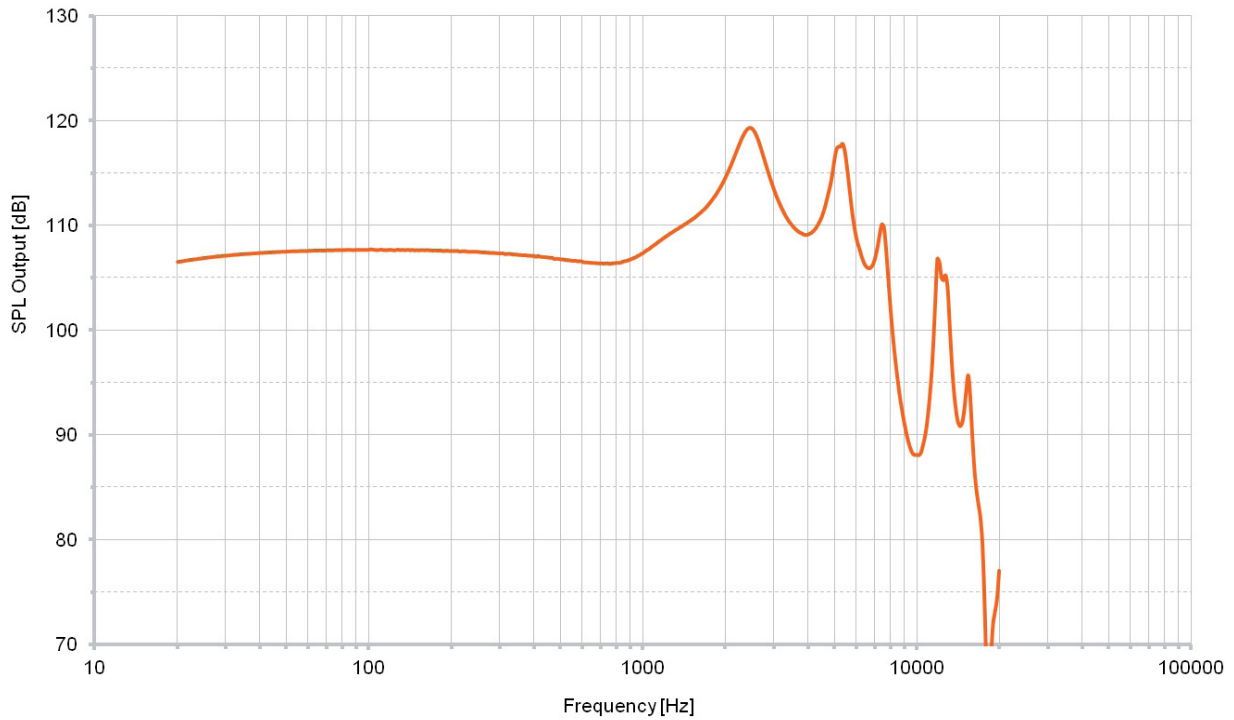
Electric parameters	Min	Typ	Max	Unit	Comments
Impedance @ 1000 Hz	40	45	50	Ohm	
Impedance @ 500 Hz	28	32	36	Ohm	
DC resistance @ 20°C	22	25	29	Ohm	

Additional parameters	Min	Typ	Max	Unit	Comments
Shock resistance	12000			g	90% survival rate with THD @ 1/2 peak frequency < 10%
Storage temperature range	-40		63	°C	

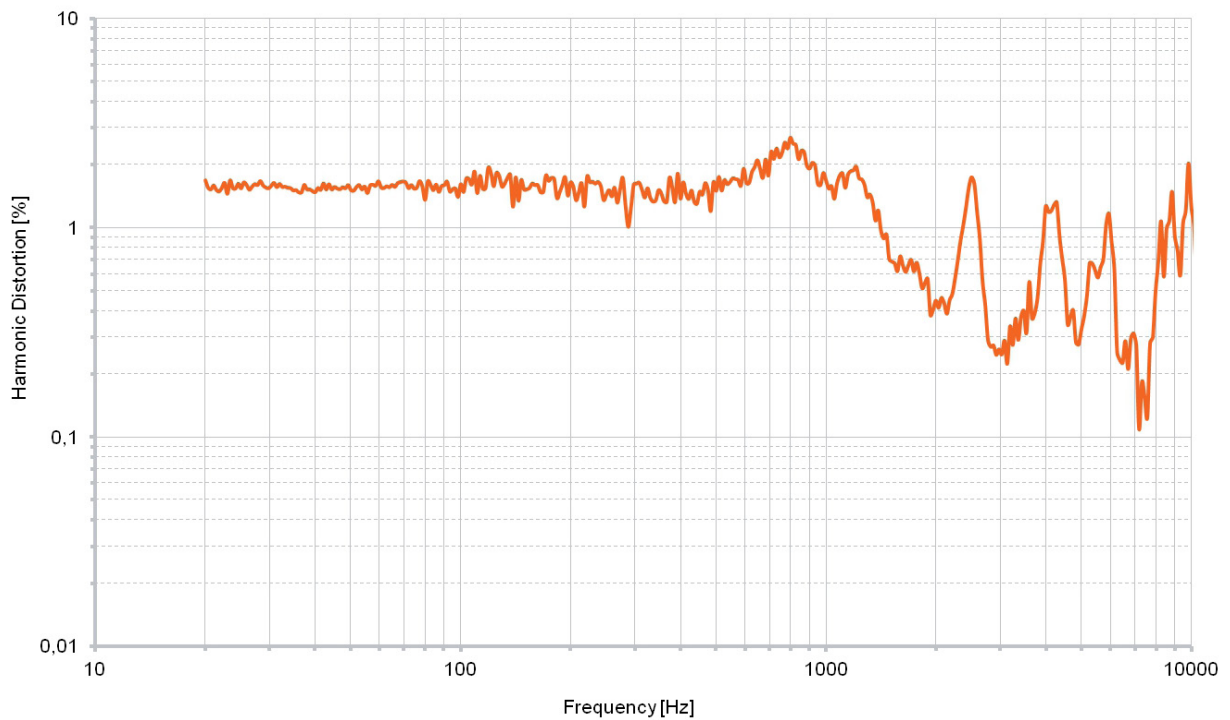
A positive voltage applied to the negative terminal (-) will result in an increase in pressure at the sound outlet.

Sonion reserves the right to make changes at any time to improve reliability, function or design, in order to provide the best product possible. Receivers series of this type can produce very high sound pressure levels. When such receivers are applied in hearing instruments or other communications equipment special attention should be paid to this capacity in order to prevent possible hearing damage.

Typical response curve



THD vs Frequency, typical, nominal input



Sonion reserves the right to make changes at any time to improve reliability, function or design, in order to provide the best product possible. Receivers series of this type can produce very high sound pressure levels. When such receivers are applied in hearing instruments or other communications equipment special attention should be paid to this capacity in order to prevent possible hearing damage.