

Description

Miniature magnetic receiver (balanced armature type) for use in hearing aids.



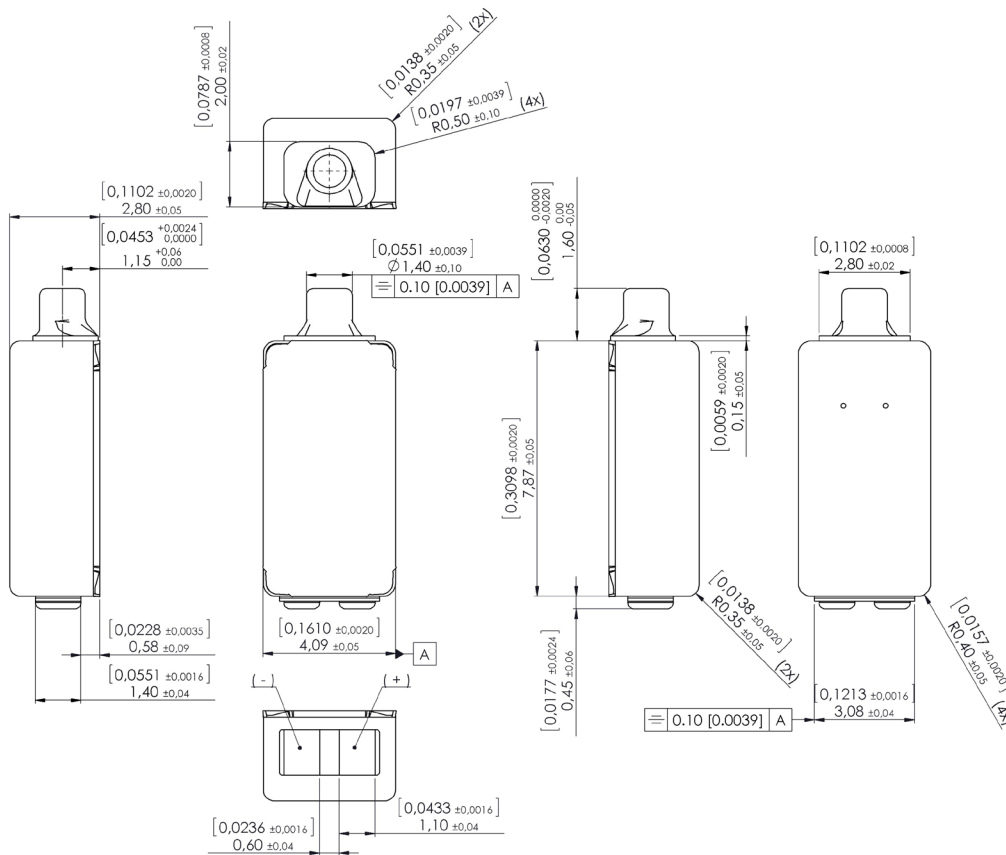
Features

- Ideal for ITE and BTE applications
- Specifically designed for digital applications
- ½ the size of a 3300 and 1900 receivers
- Broadband output
- Zero bias configurations

Mechanical data

Weight	0.31 gr.
Case material	Ni80Fe15Mo5
Solder pad material	Sn96.5Ag3.0Cu0.5
Dimensions	Refer to outline drawing

Product drawing - Dimensions in mm [inch]



Sonion reserves the right to make changes at any time to improve reliability, function or design, in order to provide the best product possible. Receivers series of this type can produce very high sound pressure levels. When such receivers are applied in hearing instruments or other communications equipment special attention should be paid to this capacity in order to prevent possible hearing damage.

Specifications

The acoustic termination consists of: 8 mm x 1 mm ID + 28 mm x 1.5 mm ID + 25 mm x 2 mm ID + 18 mm x 3 mm ID + 2 cc coupler. Drive is voltage drive of 0.25 V RMS (0.35 mVA at 500 Hz) unless specified otherwise. Environmental conditions: 23 °C (73.4F), 50 % RH.

Acoustic parameters	Min	Typ	Max	Unit	Comments	
Sensitivity	@ 200 Hz	103.5	106.5	109.5	dB	
	@ 300 Hz	103.5	106.5	109.5	dB	
	@ 500 Hz	103.5	106.5	109.5	dB	
Peak 1	frequency	925	1075	1225	Hz	
	output	116	118.5	121	dB	
Valley 1	frequency	1425	1675	1925	Hz	
	output	105.5	108.5		dB	
Peak 2	frequency	1975	2175	2375	Hz	
	output	112.5	115	117.5	dB	
Valley 2	frequency	2575	2825	3075	Hz	
	output	101.5	104.5		dB	
Peak 3	frequency	3100	3400	3700	Hz	
	output	110	112.5	115	dB	
Valley 3	frequency	3725	3975	4225	Hz	
	output	99	102		dB	
Peak 4	frequency	4250	4500	4750	Hz	
	output	103.5	106.5	109.5	dB	
Valley 4	frequency	4900	5150	5400	Hz	
	output	95.5	98.5		dB	
Peak 5	frequency	5175	5575	5975	Hz	
	output	99	103.5	108	dB	
THD	@ 1/3 peak			5	%	
	@ 1/2 peak			5	%	
Maximum output @ peak frequency			136		dB	@ 100 mVA input

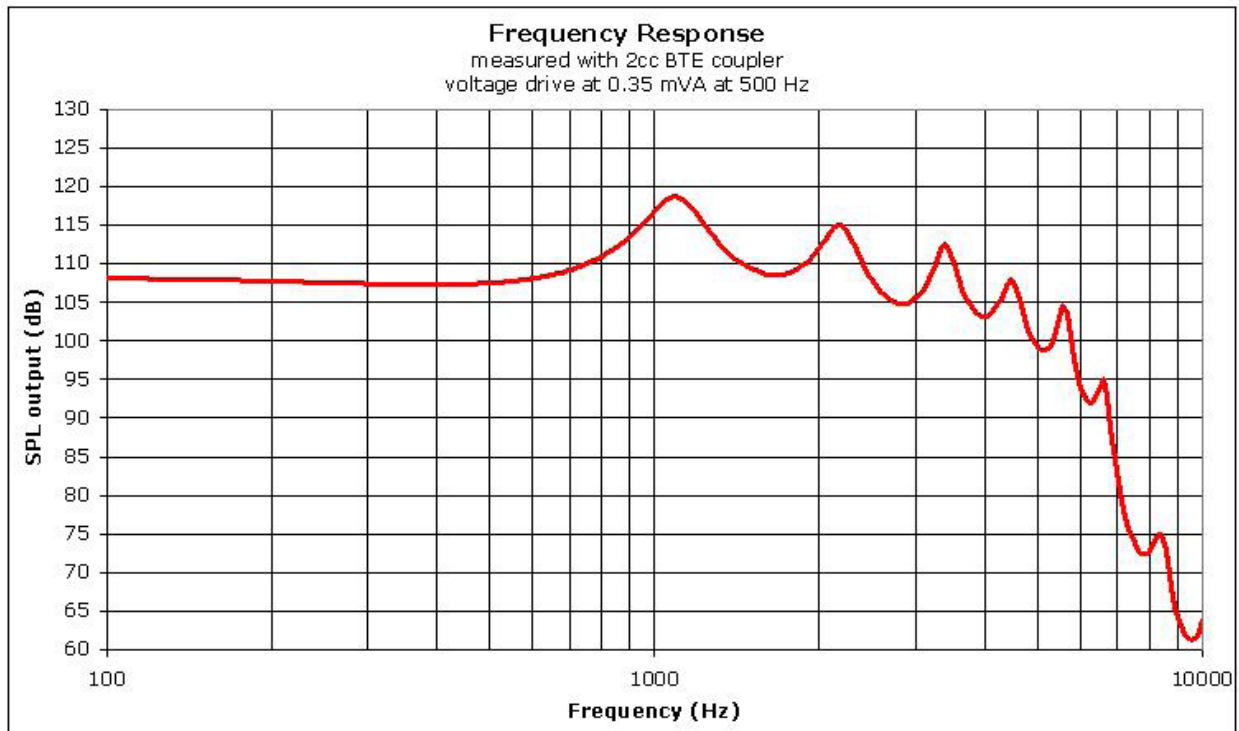
Electric parameters	Min	Typ	Max	Unit	Comments
Impedance @ 1000 Hz	341	426	511	Ohm	
Impedance @ 500 Hz	144	182	218	Ohm	
DC resistance @ 20°C	125	143	165	Ohm	

Additional parameters	Min	Typ	Max	Unit	Comments
Shock resistance	12000			g	90% survival rate with THD @ 1/2 peak frequency < 10%
Storage temperature range	-40		63	°C	

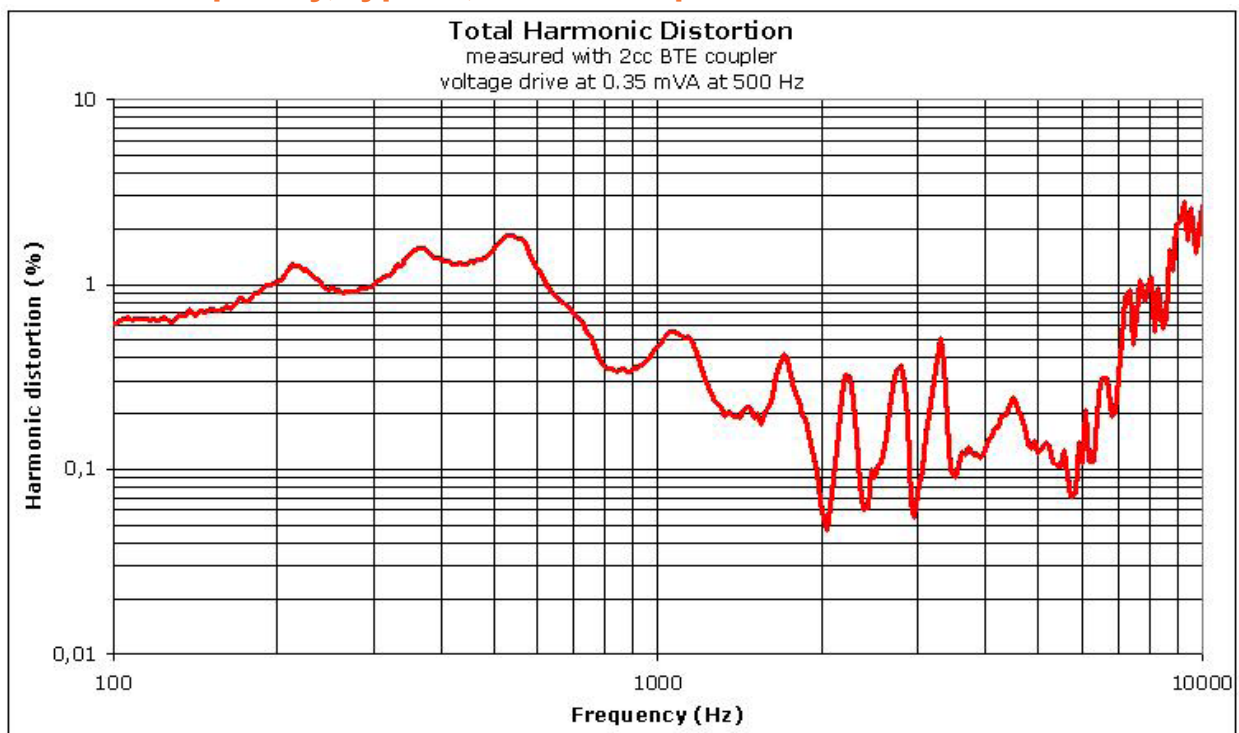
A positive voltage applied to the negative terminal (-) will result in an increase in pressure at the sound outlet.

Sonion reserves the right to make changes at any time to improve reliability, function or design, in order to provide the best product possible. Receivers series of this type can produce very high sound pressure levels. When such receivers are applied in hearing instruments or other communications equipment special attention should be paid to this capacity in order to prevent possible hearing damage.

Typical response curve



THD vs Frequency, typical, nominal input



Sonion reserves the right to make changes at any time to improve reliability, function or design, in order to provide the best product possible. Receivers series of this type can produce very high sound pressure levels. When such receivers are applied in hearing instruments or other communications equipment special attention should be paid to this capacity in order to prevent possible hearing damage.