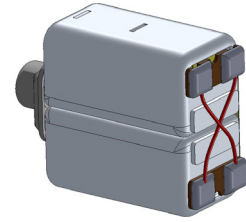


Description

Subminiature magnetic receiver (Balanced Armature Type) for use in In The Canal and Completely In the Canal applications with standard response and parallel prepping.



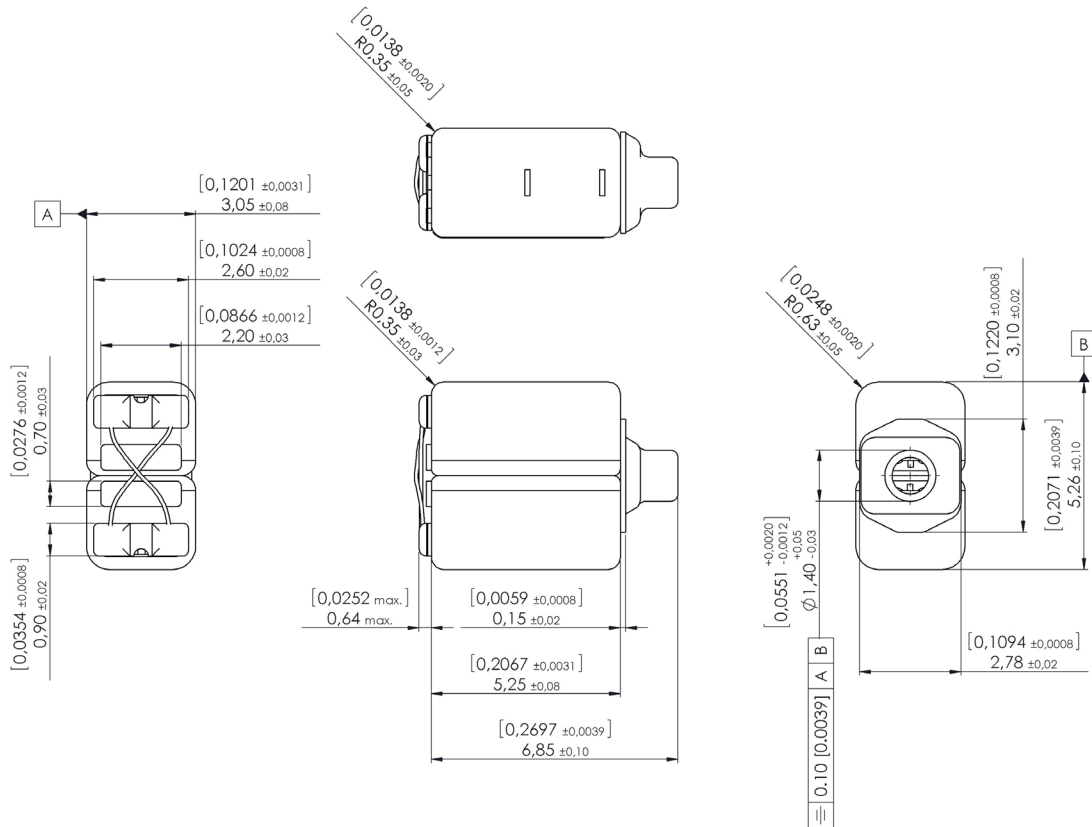
Features

- Great ITE, ITC and CIC applications
- High output, maximum peak output 132 dB
- Reduced transversal vibration 15 dB typ RE single receiver

Mechanical data

Weight	0.34 gr.
Case material	Ni80Fe15Mo5
Solder pad material	Sn96.5Ag3.0Cu0.5
Dimensions	Refer to outline drawing

Product drawing - Dimensions in mm [inch]



Sonion reserves the right to make changes at any time to improve reliability, function or design, in order to provide the best product possible. Receivers series of this type can produce very high sound pressure levels. When such receivers are applied in hearing instruments or other communications equipment special attention should be paid to this capacity in order to prevent possible hearing damage.

Specifications

Acoustic loading: 10.0 mm of 1.0 mm diameter tubing into a 2 cc coupler.

Constant voltage drive of 0.16 V RMS (parallel) (0.70 mVA @ 500 Hz).

Environmental conditions: 23°C (73.4F), 50% RH.

Parameters		Min	Typ	Max	Unit	Comments
Sensitivity	@ 200 Hz	109.5	112.5	115.5	dB	
	@ 500 Hz	107	110	113	dB	
	@ 1000 Hz	104.5	107.5	110.5	dB	
Peak 1	frequency	2100	2300	2500	Hz	
	output	110	113	116	dB	
Valley 1	frequency	3850	4050	4250	Hz	
	output	97	100		dB	
Peak 2	frequency	4400	4900	5400	Hz	
	output	100	103	106	dB	
THD	@ 1/3 peak			5	%	
	@ 1/2 peak			5	%	
Maximum output @ peak frequency				132	dB	@ 100 mVA input

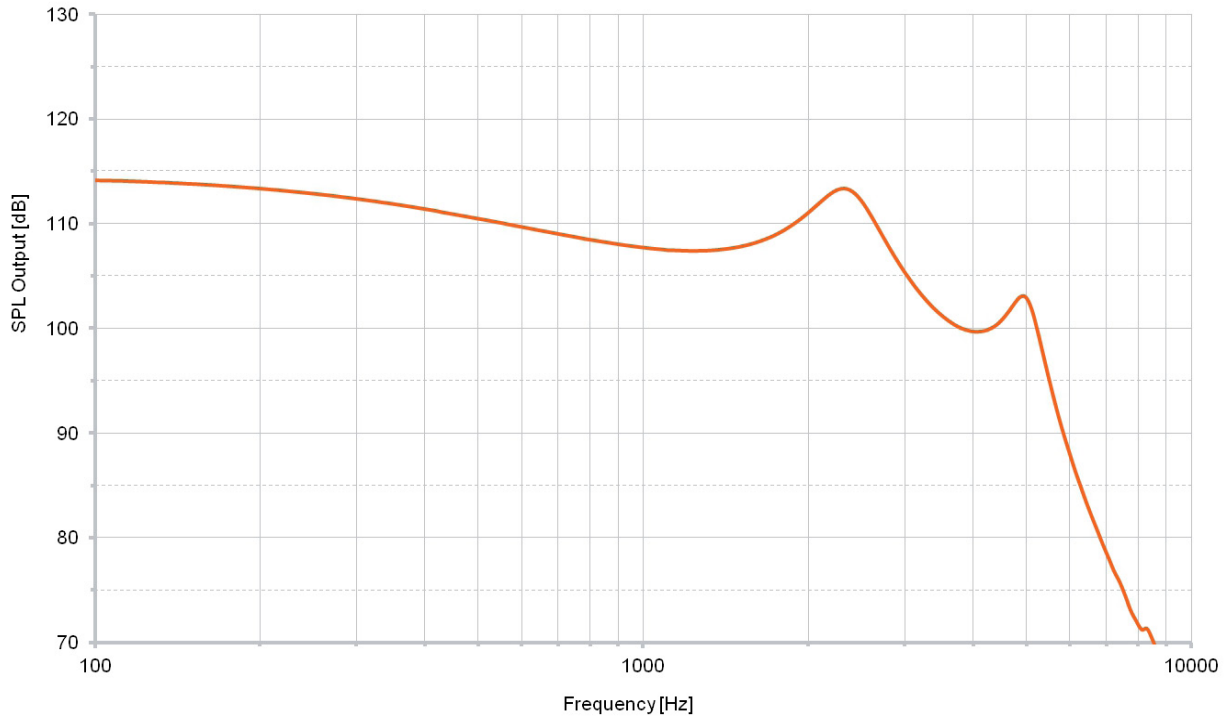
Electric parameters	Min	Typ	Max	Unit	Comments
Impedance @ 1000 Hz parallel	48	60	72	Ohm	
Impedance @ 500 Hz parallel	28	35	42	Ohm	
DC resistance @ 20°C parallel	21	25	29	Ohm	
DC bias current range	zero bias				

Additional parameters	Min	Typ	Max	Unit	Comments
Shock resistance	14000			g	90% survival rate with THD @ 1/2 peak frequency < 10%
Storage temperature range	-40		63	°C	

A positive voltage applied to the negative terminal (-) will result in an increase in pressure at the sound outlet.

Sonion reserves the right to make changes at any time to improve reliability, function or design, in order to provide the best product possible. Receivers series of this type can produce very high sound pressure levels. When such receivers are applied in hearing instruments or other communications equipment special attention should be paid to this capacity in order to prevent possible hearing damage.

Typical response curve



Sonion reserves the right to make changes at any time to improve reliability, function or design, in order to provide the best product possible. Receivers series of this type can produce very high sound pressure levels. When such receivers are applied in hearing instruments or other communications equipment special attention should be paid to this capacity in order to prevent possible hearing damage.