


Description

Subminiature magnetic receiver (Balanced Armature Type) for use in Behind The Ear and In The Ear applications with standard response.



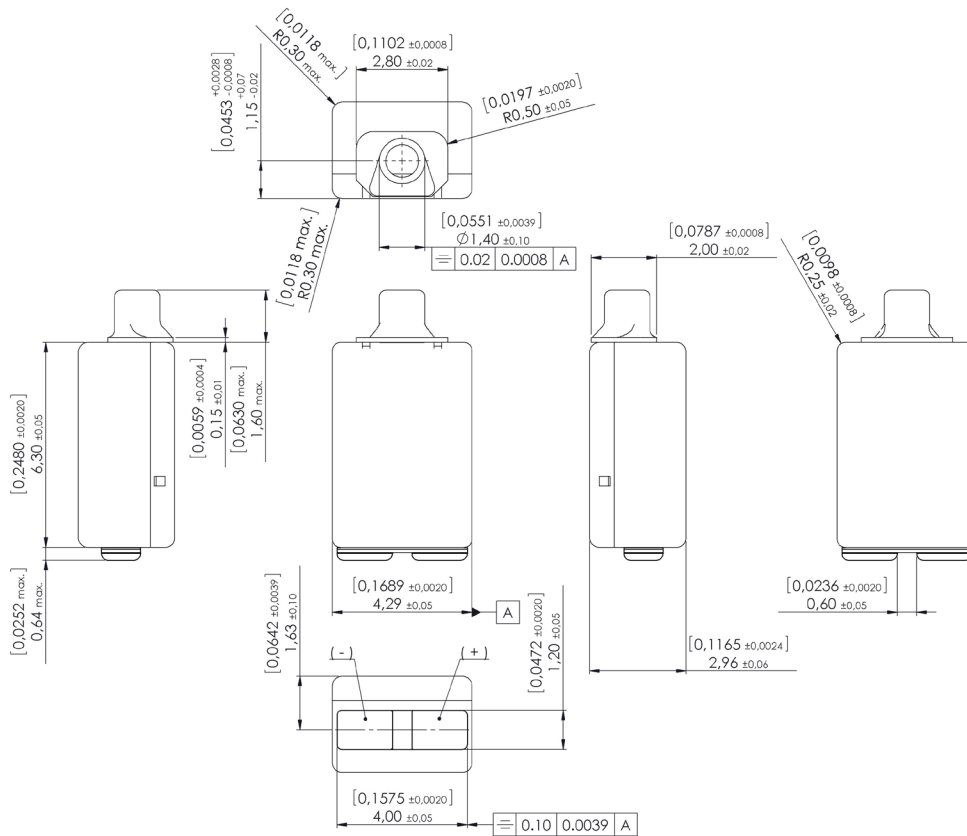
Features

- Great ITE/BTE applications
- High output, maximum peak output 129 dB
- Improved shock performance

Mechanical data

Weight	0.34 gr.
Case material	Ni80Fe15Mo5
Solder pad material	Sn96.5Ag3.0Cu0.5
Dimensions	Refer to outline drawing

Product drawing - Dimensions in mm [inch]



Sonion reserves the right to make changes at any time to improve reliability, function or design, in order to provide the best product possible. Receivers series of this type can produce very high sound pressure levels. When such receivers are applied in hearing instruments or other communications equipment special attention should be paid to this capacity in order to prevent possible hearing damage.

Specifications

Acoustic loading: 10.0 mm of 1.0 mm diameter tubing into a 2 cc coupler.

Constant current drive of 1.53 mA RMS (0.35 mVA @ 1000 Hz).

Environmental conditions: 23°C (73.4F), 50 % RH.

Acoustic parameters		Min	Typ	Max	Unit	Comments
Sensitivity	@ 200 Hz	99.5	101.5	103.5	dB	
	@ 500 Hz	100	102	104	dB	
	@ 1000 Hz	102	104	106	dB	
Peak 1	frequency	1900	2100	2300	Hz	
	output	115	117	119	dB	
Valley 1	frequency	3200	3550	3900	Hz	
	output	102.5	105		dB	
Peak 2	frequency	4000	4500	5000	Hz	
	output	109	111	113	dB	
THD	@ 1/3 peak			5	%	
	@ 1/2 peak			5	%	
Maximum output @ peak frequency				129	dB	@ 50 mVA input power

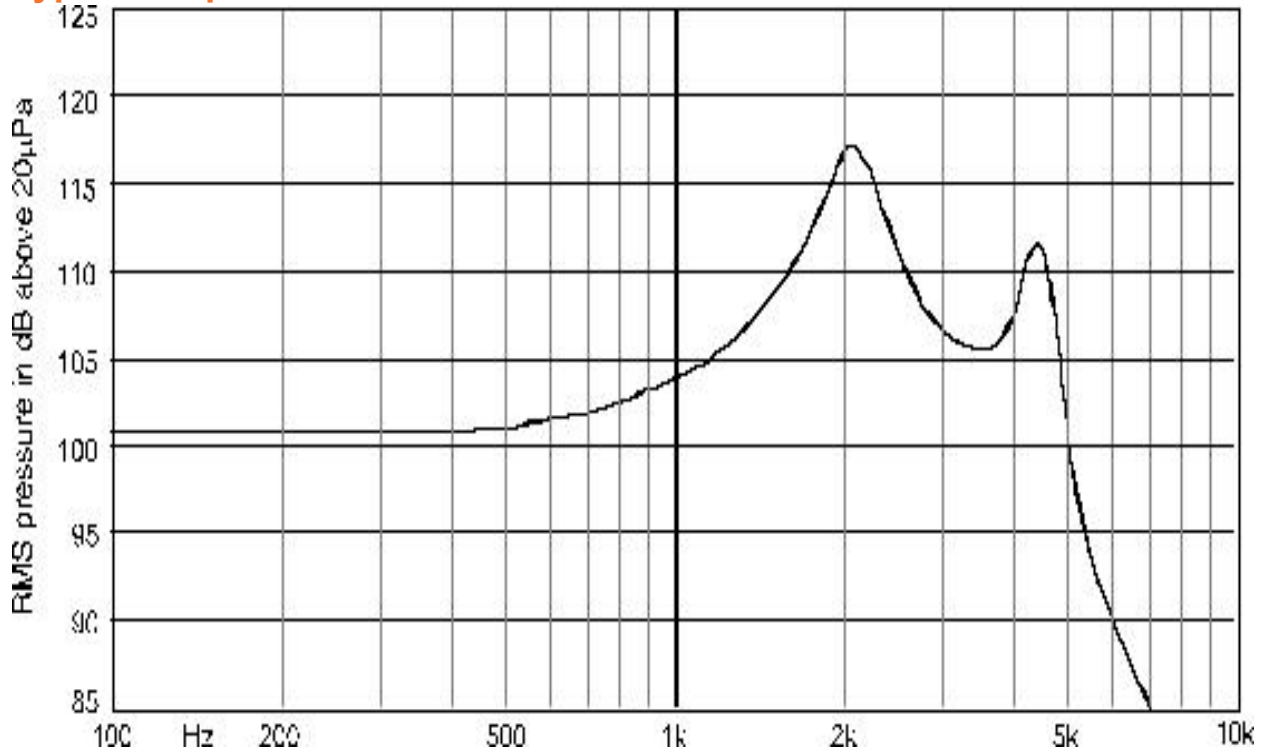
Electric parameters		Min	Typ	Max	Unit	Comments
Impedance @ 1000 Hz		120	150	180	Ohm	
Impedance @ 500 Hz		68	85	102	Ohm	
DC resistance @ 20°C		38	45	52	Ohm	
DC bias current range		zero bias				

Additional parameters		Min	Typ	Max	Unit	Comments
Shock resistance		14000			g	90% survival rate with THD @ 1/2 peak frequency < 10%
Storage temperature range		-40		63	°C	

A positive voltage applied to the negative terminal (-) will result in an increase in pressure at the sound outlet.

Sonion reserves the right to make changes at any time to improve reliability, function or design, in order to provide the best product possible. Receivers series of this type can produce very high sound pressure levels. When such receivers are applied in hearing instruments or other communications equipment special attention should be paid to this capacity in order to prevent possible hearing damage.

Typical response curve



Sonion reserves the right to make changes at any time to improve reliability, function or design, in order to provide the best product possible. Receivers series of this type can produce very high sound pressure levels. When such receivers are applied in hearing instruments or other communications equipment special attention should be paid to this capacity in order to prevent possible hearing damage.