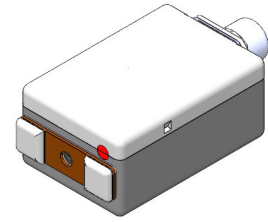


Description

Subminiature magnetic receiver (Balanced Armature Type) for use in In The Ear applications.



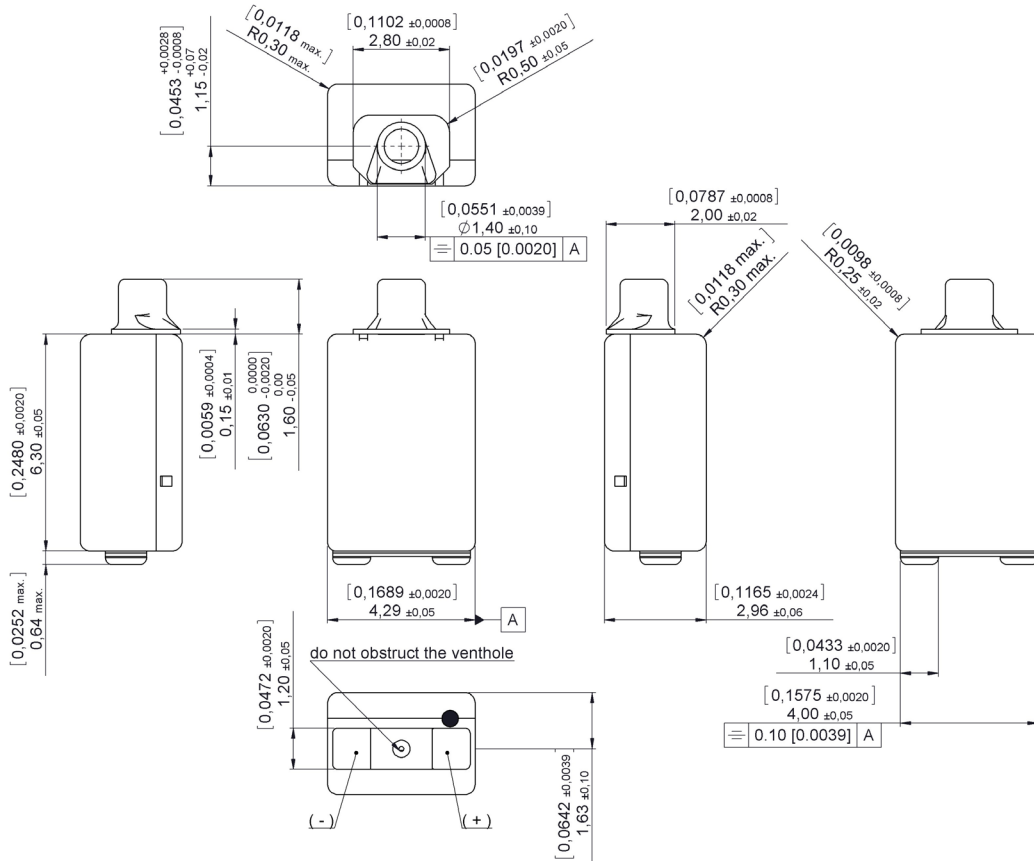
Features

- Wide band response
- Improved low frequency output by tuned venting
- Improved shock performance
- Tuned venting
- Halogen free pcb

Mechanical data

Weight	0.31 gr.
Case material	Ni80Fe15Mo5
Solder pad material	Sn96.5Ag3.0Cu0.5
Dimensions	Refer to outline drawing

Product drawing - Dimensions in mm [inch]



Sonion reserves the right to make changes at any time to improve reliability, function or design, in order to provide the best product possible. Receivers series of this type can produce very high sound pressure levels. When such receivers are applied in hearing instruments or other communications equipment special attention should be paid to this capacity in order to prevent possible hearing damage.

Specifications

The acoustic termination consist of: 4.5 x 1.4 mm ID + 11 x 1.9 mm ID + into IEC 711 coupler.

Drive is voltage drive of 0.100 V RMS with open vent unless specified otherwise.

Environmental conditions: 23°C (73.4F), 50% RH.

Acoustic parameters		Min	Typ	Max	Unit	Comments
Sensitivity	@ 30 Hz	108.5	110.5	112.5	dB	
	@ 200 Hz	107	109	111	dB	
	@ 500 Hz	104.5	106.5	108.5	dB	
	@ 1000 Hz	104.5	106.5	108.5	dB	
	@ 15500 Hz	84	90	96	dB	
Peak 1	frequency	2470	2670	2870	Hz	
	output	116.5	118.5	120.5	dB	
Valley 1	frequency	3500	3850	4200	Hz	
	output	110	112.5		dB	
Peak 2	frequency	4380	4880	5380	Hz	
	output	117	120	123	dB	
Valley 2	frequency	6560	7060	7560	Hz	
	output	97.5	100.5		dB	
Peak 3	frequency	7475	8075	8675	Hz	
	output	103.5	106.5	109.5	dB	
THD	@ 1/3 peak		4.5	7	%	
	@ 1/2 peak		1.5	5	%	
Maximum output @ peak frequency			138		dB	@ 50 mVA input power

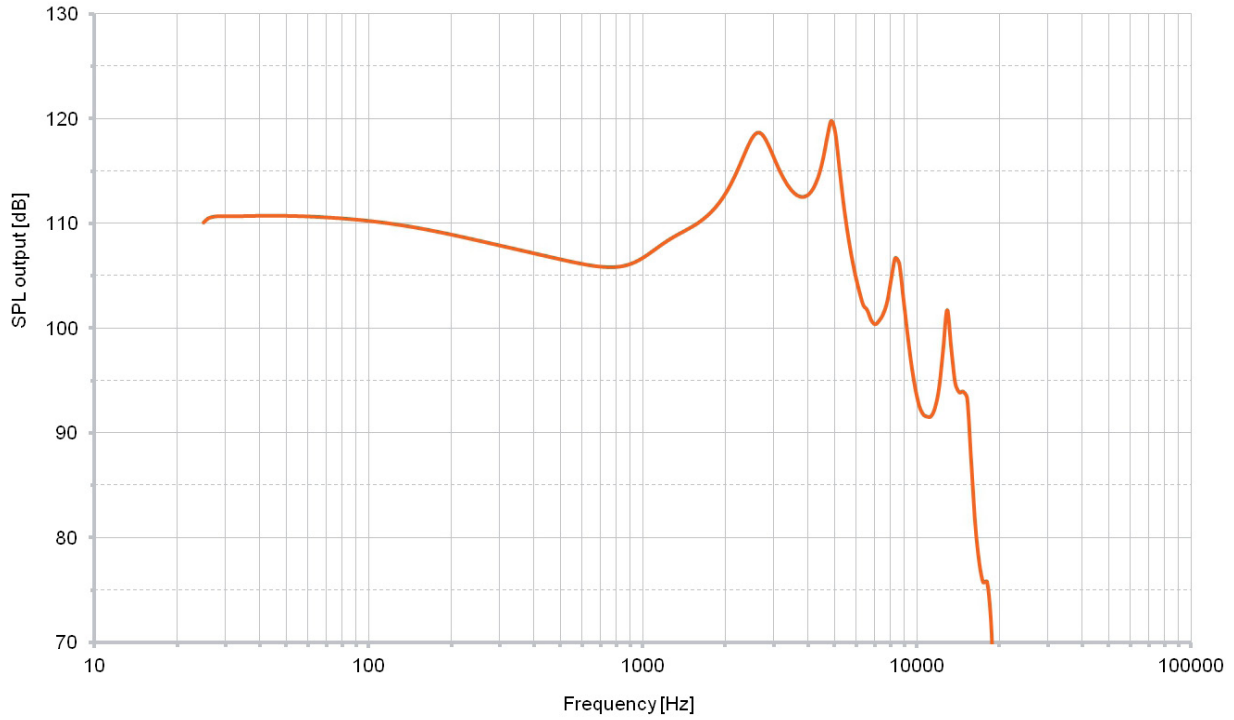
Electric parameters		Min	Typ	Max	Unit	Comments
Impedance @ 1000 Hz		33	41.5	50	Ohm	
Impedance @ 500 Hz		25	31.5	38	Ohm	
DC resistance @ 20°C		22	26	30	Ohm	
DC bias current range		zero bias				

Additional parameters		Min	Typ	Max	Unit	Comments
Shock resistance		14000			g	90% survival rate with THD @ 1/2 peak frequency < 10%
Storage temperature range		-40		63	°C	

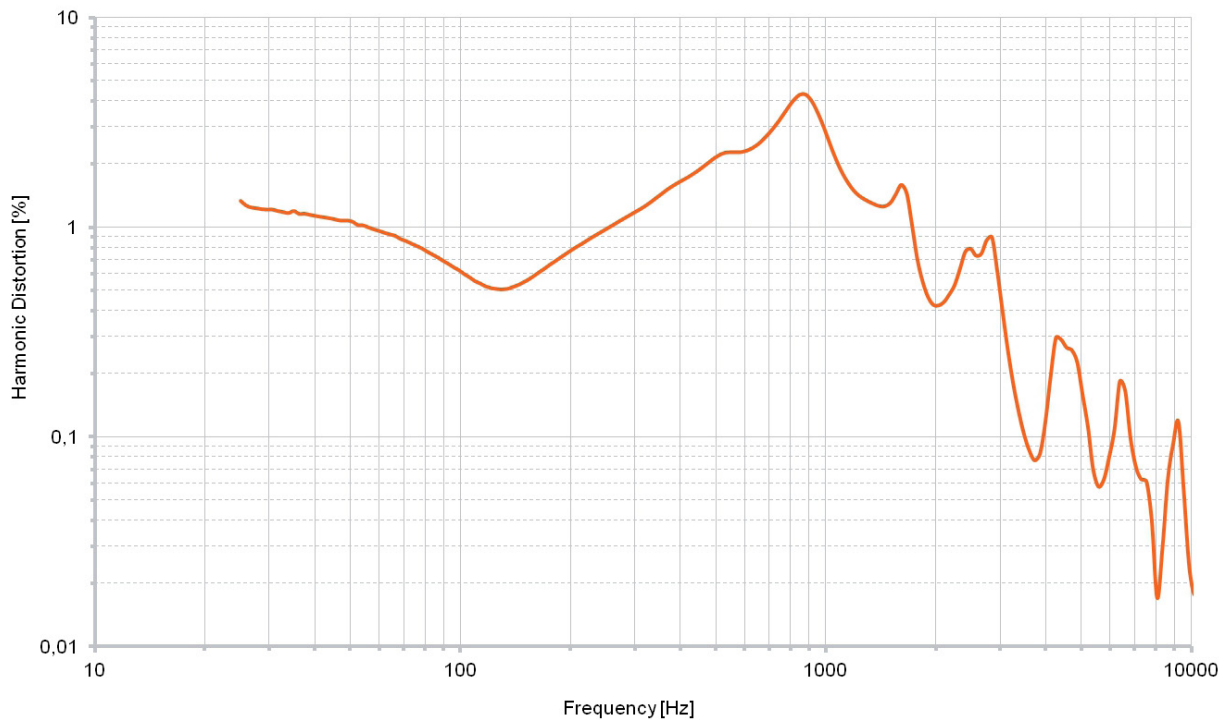
A positive voltage applied to the negative terminal (-) will result in an increase in pressure at the sound outlet.

Sonion reserves the right to make changes at any time to improve reliability, function or design, in order to provide the best product possible. Receivers series of this type can produce very high sound pressure levels. When such receivers are applied in hearing instruments or other communications equipment special attention should be paid to this capacity in order to prevent possible hearing damage.

Typical response curve



THD vs Frequency, typical, nominal input



Sonion reserves the right to make changes at any time to improve reliability, function or design, in order to provide the best product possible. Receivers series of this type can produce very high sound pressure levels. When such receivers are applied in hearing instruments or other communications equipment special attention should be paid to this capacity in order to prevent possible hearing damage.