

Description

Miniature magnetic receiver (balanced armature type) for use in hearing aids.



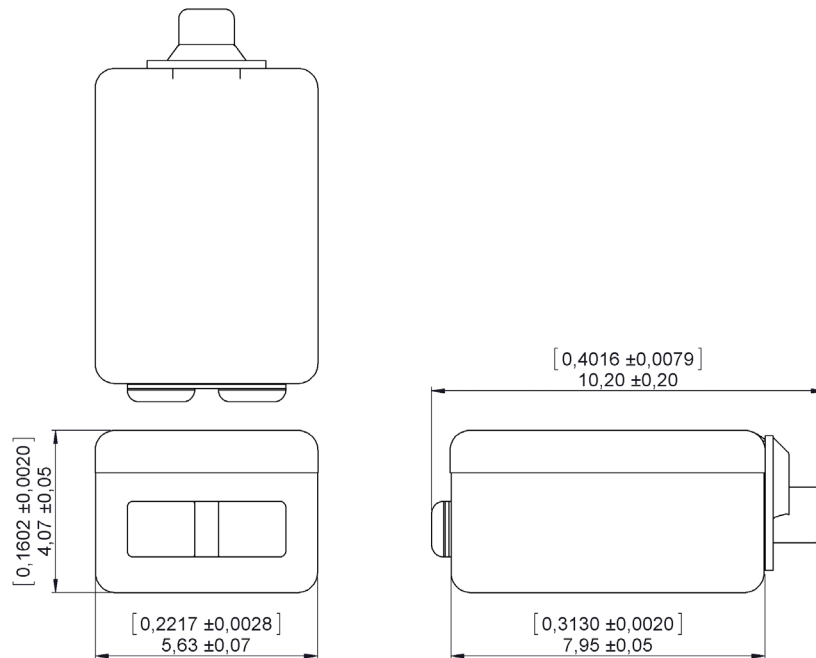
Features

- Broadband output
- Zero bias configuration

Mechanical data

Weight	0.69 gr.
Case material	Ni80Fe20
Solder pad material	Sn96.5Ag3.0Cu0.5
Dimensions	Refer to outline drawing

Product drawing - Dimensions in mm [inch]



Sonion reserves the right to make changes at any time to improve reliability, function or design, in order to provide the best product possible. Receivers series of this type can produce very high sound pressure levels. When such receivers are applied in hearing instruments or other communications equipment special attention should be paid to this capacity in order to prevent possible hearing damage.

Specifications

The acoustic termination consist of: 4.5 x 1.4 mm ID + 11 x 1.9 mm ID into IEC 711 coupler.

Drive is voltage drive of 0.07 V RMS (0.35 mVA at 500 Hz) unless specified otherwise.

Environmental conditions: 23°C (73.4F), 50% RH.

Acoustic parameters		Min	Typ	Max	Unit	Comments
Sensitivity	@ 20 Hz	106	109	112	dB	
	@ 200 Hz	109.5	111.5	113.5	dB	
	@ 500 Hz	108.5	110.5	112.5	dB	
	@ 1000 Hz	109.5	111.5	113.5	dB	
Peak 1	frequency	2050	2250	2450	Hz	
	output	119	121	123	dB	
Valley 1	frequency	3300	3500	3700	Hz	
	output	110	113		dB	
Peak 2	frequency	4250	4450	4650	Hz	
	output	115.5	118.5	121.5	dB	
Valley 2	frequency	6400	6700	7000	Hz	
	output	97	100		dB	
Peak 3	frequency	7700	8000	8300	Hz	
	output	103	108	113	dB	
THD	@ 1/3 peak			5	%	
	@ 1/2 peak			5	%	
Maximum output @ peak frequency		137	140		dB	@ 100 mVA input

Electric parameters	Min	Typ	Max	Unit	Comments
Impedance @ 1000 Hz	17	21.5	26	Ohm	
Impedance @ 500 Hz	11	14	17	Ohm	
DC resistance @ 20°C	9	10.5	12	Ohm	
DC bias current range	zero bias				

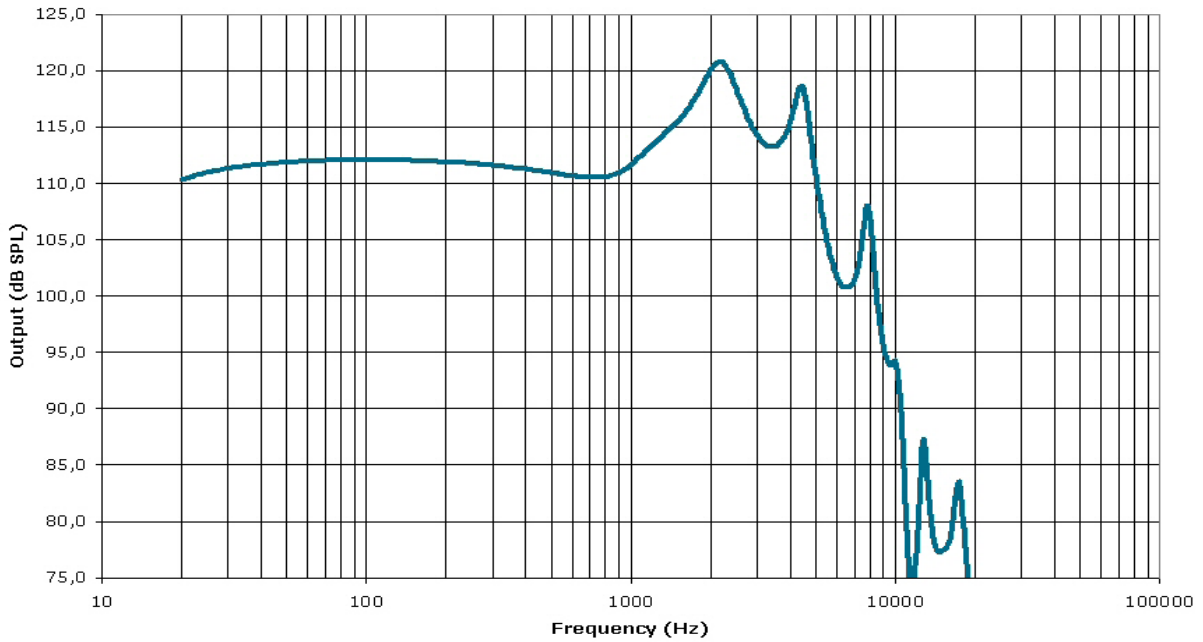
Additional parameters	Min	Typ	Max	Unit	Comments
Shock resistance	13000			g	90% survival rate with THD @ 1/2 peak frequency < 10%
Storage temperature range	-40		63	°C	

A positive voltage applied to the negative terminal (-) will result in an increase in pressure at the sound outlet.

Sonion reserves the right to make changes at any time to improve reliability, function or design, in order to provide the best product possible. Receivers series of this type can produce very high sound pressure levels. When such receivers are applied in hearing instruments or other communications equipment special attention should be paid to this capacity in order to prevent possible hearing damage.

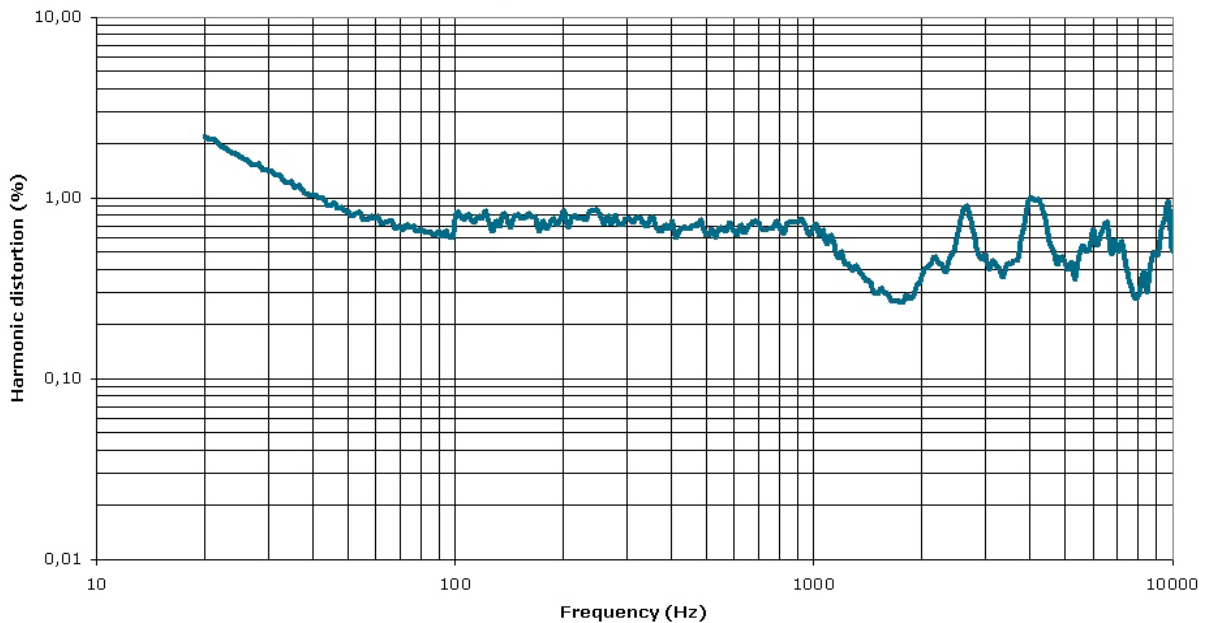
Typical response curve

Frequency response measured with 11 x 1.9 ID + 4.5 x 1.4 mm ID into IEC 711 coupler - 0.35mVA voltage drive at 500Hz



THD vs Frequency, typical, nominal input

Total Harmonic Distortion
measured in a IEC 711 coupler
voltage drive 0.35mVA at 500Hz



Sonion reserves the right to make changes at any time to improve reliability, function or design, in order to provide the best product possible. Receivers series of this type can produce very high sound pressure levels. When such receivers are applied in hearing instruments or other communications equipment special attention should be paid to this capacity in order to prevent possible hearing damage.