

Description

Miniature magnetic receiver (balanced armature type) for use in hearing aids.



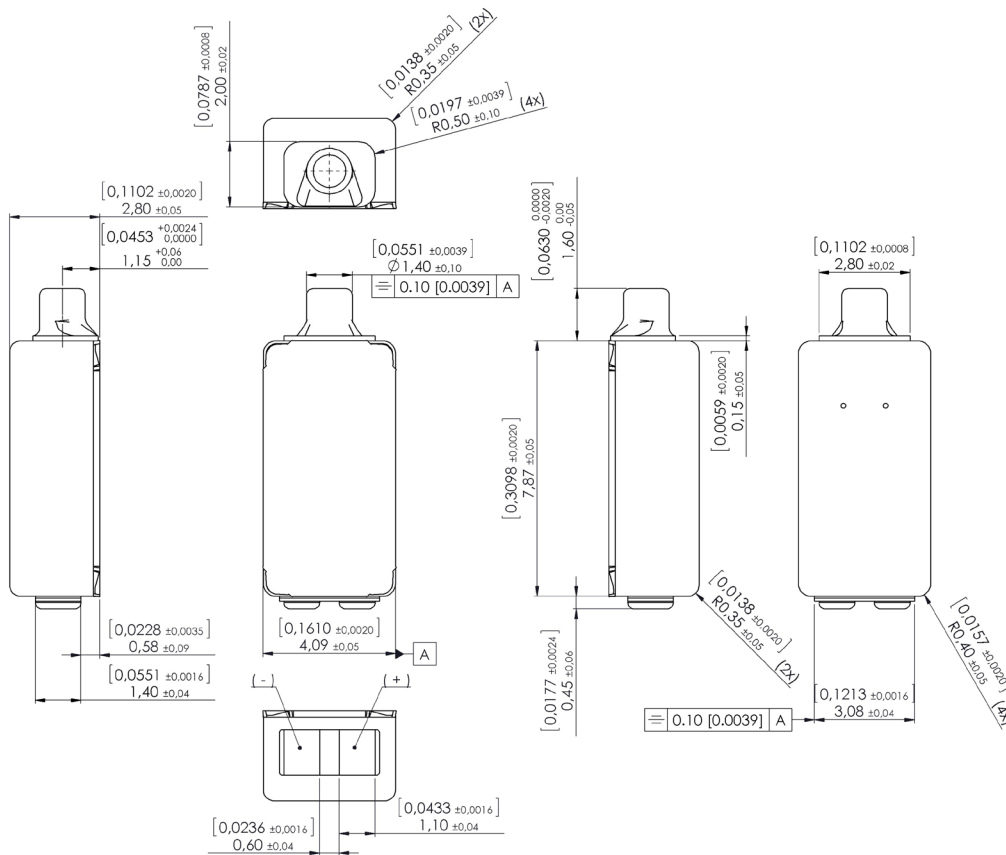
Features

- Ideal for ITE and BTE applications
- Specifically designed for digital applications
- ½ the size of a 3300 and 1900 receivers
- Broadband output
- Zero bias configurations

Mechanical data

Weight	0.31 gr.
Case material	Ni80Fe15Mo5
Solder pad material	Sn96.5Ag3.0Cu0.5
Dimensions	Refer to outline drawing

Product drawing - Dimensions in mm [inch]



Sonion reserves the right to make changes at any time to improve reliability, function or design, in order to provide the best product possible. Receivers series of this type can produce very high sound pressure levels. When such receivers are applied in hearing instruments or other communications equipment special attention should be paid to this capacity in order to prevent possible hearing damage.

Specifications

The acoustic termination consists of: 8 mm x 1 mm ID + 28 mm x 1.5 mm ID + 25 mm x 2 mm ID + 18 mm x 3 mm ID + 2 cc coupler. Drive is voltage drive of 0.11 V RMS (0.35 mVA at 500 Hz) unless specified otherwise. Environmental conditions: 23 °C (73.4F), 50 % RH.

Acoustic parameters	Min	Typ	Max	Unit	Comments	
Sensitivity	@ 200 Hz	105.5	108.5	111.5	dB	
	@ 300 Hz	105.5	108.5	111.5	dB	
	@ 500 Hz	105.5	108.5	111.5	dB	
Peak 1	frequency	1000	1150	1300	Hz	
	output	116.5	119	121.5	dB	
Valley 1	frequency	1450	1700	1950	Hz	
	output	108	111		dB	
Peak 2	frequency	1950	2150	2350	Hz	
	output	113	115.5	118	dB	
Valley 2	frequency	2600	2850	3100	Hz	
	output	103.5	106.5		dB	
Peak 3	frequency	3050	3350	3650	Hz	
	output	110.5	113	115.5	dB	
Valley 3	frequency	3800	4050	4300	Hz	
	output	98	101		dB	
Peak 4	frequency	4350	4650	4950	Hz	
	output	102	105	108	dB	
Valley 4	frequency	5050	5300	5550	Hz	
	output	93	96		dB	
Peak 5	frequency	5350	5750	6150	Hz	
	output	96.5	100	103.5	dB	
THD	@ 1/3 peak			5	%	
	@ 1/2 peak			5	%	
Maximum output @ peak frequency			138		dB	SPL @ 100 mVA

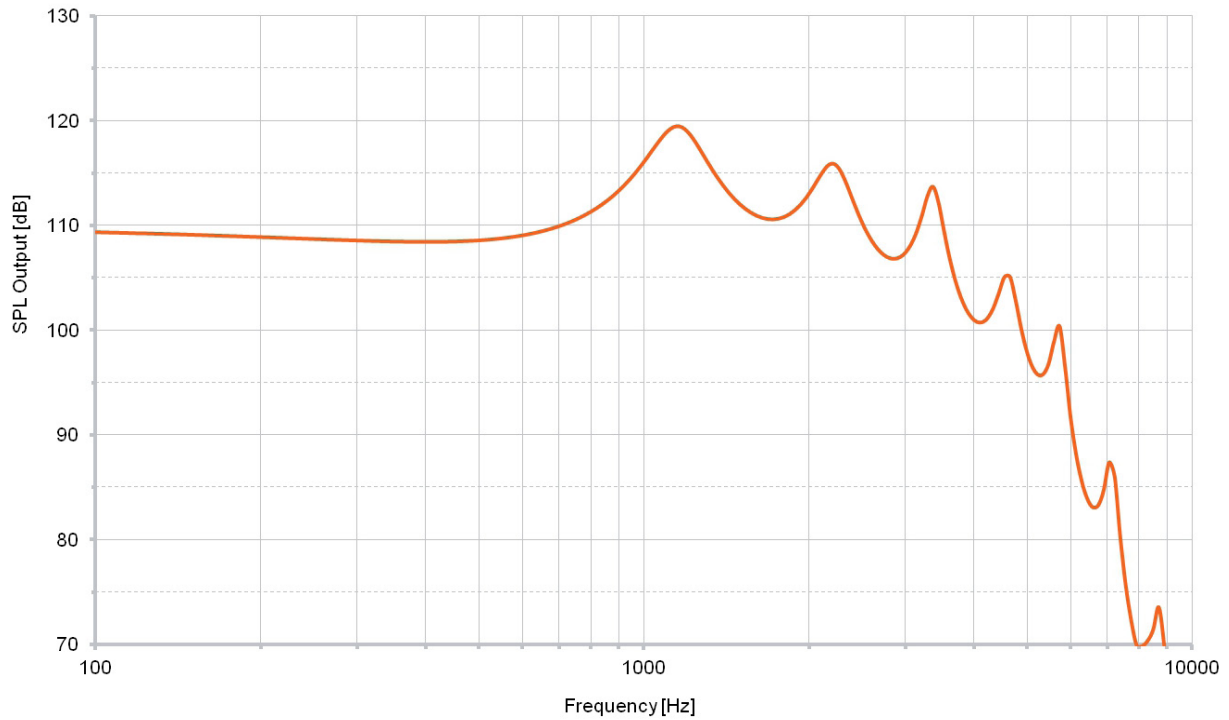
Electric parameters	Min	Typ	Max	Unit	Comments
Impedance @ 1000 Hz	67	84	101	Ohm	
Impedance @ 500 Hz	29	36	43	Ohm	
DC resistance @ 20°C	21	25	29	Ohm	

Additional parameters	Min	Typ	Max	Unit	Comments
Shock resistance	8000			g	90% survival rate with THD @ 1/2 peak frequency < 10%
Storage temperature range	-40		63	°C	

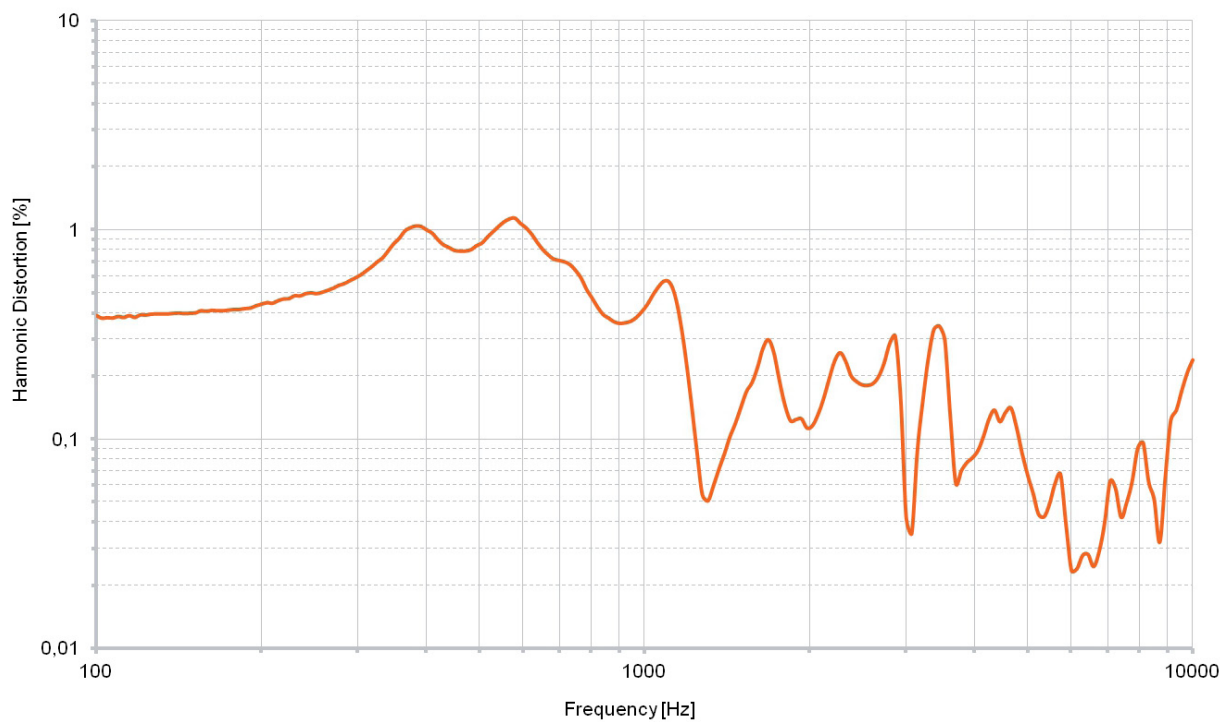
A positive voltage applied to the negative terminal (-) will result in an increase in pressure at the sound outlet.

Sonion reserves the right to make changes at any time to improve reliability, function or design, in order to provide the best product possible. Receivers series of this type can produce very high sound pressure levels. When such receivers are applied in hearing instruments or other communications equipment special attention should be paid to this capacity in order to prevent possible hearing damage.

Typical response curve



THD vs Frequency, typical, nominal input



Sonion reserves the right to make changes at any time to improve reliability, function or design, in order to provide the best product possible. Receivers series of this type can produce very high sound pressure levels. When such receivers are applied in hearing instruments or other communications equipment special attention should be paid to this capacity in order to prevent possible hearing damage.