

Data Sheet



receiver 26A005/8

3260 - 3008941
Version:3 24-JUL-2009

Description

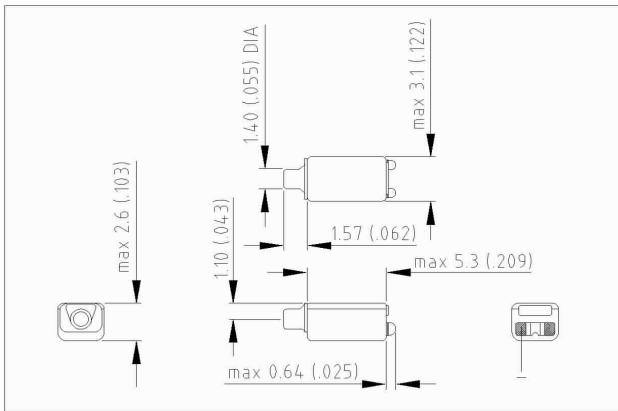
Subminiature magnetic receiver (Balanced Armature Type) for use in In The Ear applications.

Features

- Wide band response
- Improved Low frequency output by venting



Dimensions in mm (inch)

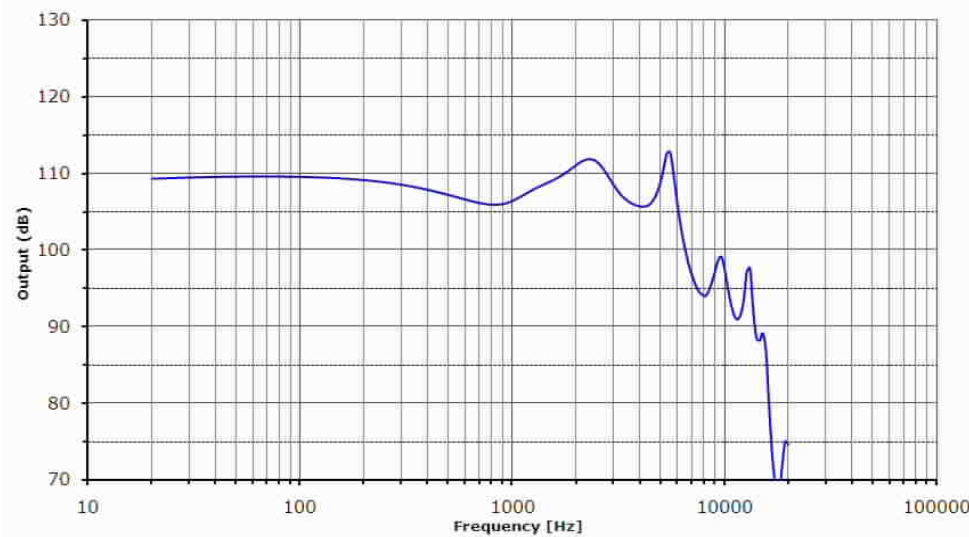


Mechanical Data

Weight	0.17 gr.
Case material	Ni80Fe15Mo5
Solder pad content	Sn96.5Ag3.0Cu0.5
Dimensions	Refer to outline drawing

Typical response curve

Refer to specifications section for measurement conditions.



Sonion reserves the right to make changes at any time to improve reliability, function or design, in order to provide the best product possible. Receivers series of this type can produce very high sound pressure levels. When such receivers are applied in hearing instruments or other communications equipment special attention should be paid to this capacity in order to prevent possible hearing damage.

Data Sheet



receiver 26A005/8

3260 - 3008941
Version:3 24-JUL-2009

Specifications

The acoustic termination consist of: 11x1.9mmID + 4.5 x 1.4 mm ID into IEC 711 coupler. Drive is voltage drive from a low impedance source, 0.100 V RMS with open vent unless specified otherwise.
Environmental conditions: 23 °C (73.4F), 50 % RH.

Acoustic parameters		Min	Typ	Max	Unit	Comments
Sensitivity	@ 30 Hz	106.5	109.5	112.5	dB	
	@ 200 Hz	106	109	112	dB	
	@ 500 Hz	104	107	110	dB	
	@ 1000 Hz	103.5	106.5	109.5	dB	
Peak 1	frequency	2050	2300	2550	Hz	
	output	109	112	115	dB	
Valley 1	frequency	3750	4100	4450	Hz	
	output	103	106		dB	
Peak 2	frequency	5000	5500	6000	Hz	
	output	110	113	116	dB	
Valley 2	frequency	7500	8000	8500	Hz	
	output	90	94		dB	
Peak 3	frequency	8900	9500	10100	Hz	
	output	94	99	104	dB	
THD	@ 1/3 peak		1.5	5	%	
	@ 1/2 peak		1	5	%	
Maximum output @ peak frequency			135		dB	50 mVA input

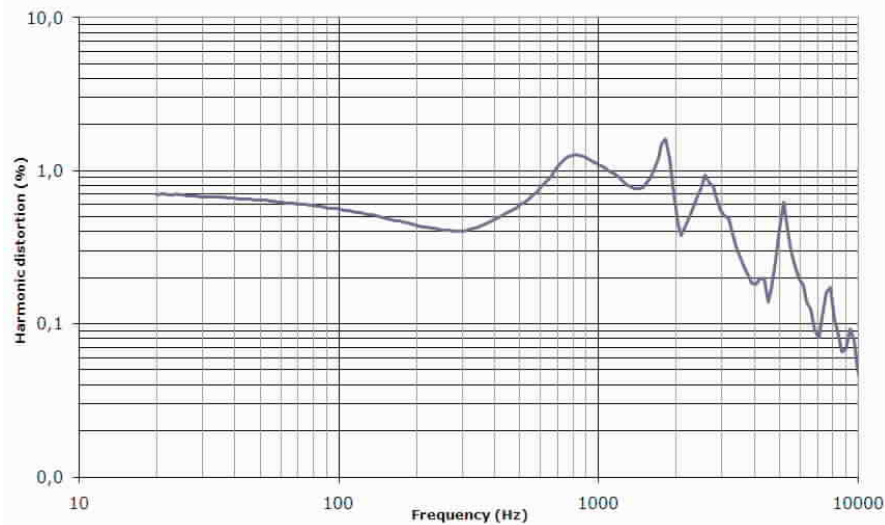
Electric parameters		Min	Typ	Max	Unit	Comments
Impedance @ 1000 Hz		45.6	57	68.4	Ohm	
Impedance @ 500 Hz		28	35	42	Ohm	
DC resistance @ 20 °C		21.2	25	28.8	Ohm	
DC bias current range		zero bias				

Additional parameters		Min	Typ	Max	Unit	Comments
Shock resistance		14000			g	90% survival rate with THD @ 1/2 peak freq. < 10%
Storage temperature range		-40		63	°C	

A positive voltage applied to the negative terminal (-) will result in an increase in pressure at the sound outlet.

Sonion reserves the right to make changes at any time to improve reliability, function or design, in order to provide the best product possible.
Receivers series of this type can produce very high sound pressure levels. When such receivers are applied in hearing instruments or other communications equipment special attention should be paid to this capacity in order to prevent possible hearing damage.

THD vs Frequency, typical, nominal input



Sonion reserves the right to make changes at any time to improve reliability, function or design, in order to provide the best product possible. Receivers series of this type can produce very high sound pressure levels. When such receivers are applied in hearing instruments or other communications equipment special attention should be paid to this capacity in order to prevent possible hearing damage.