

Data Sheet



receiver 2091


3200 - 2000256
Version:3 13-APR-2007

Description

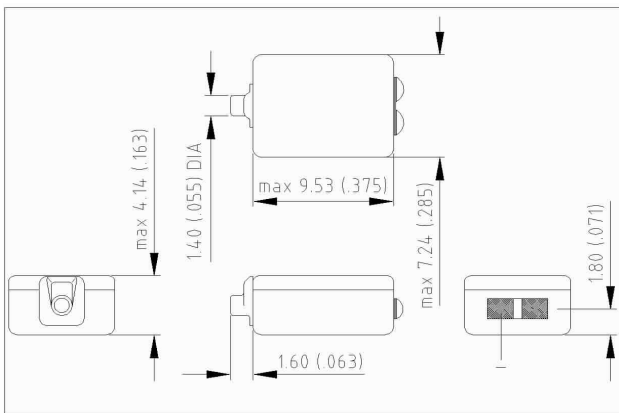
Miniature magnetic receiver (balanced armature type) for use in hearing aids.

Features

- Great BTE application
- High output, maximum peak output 140 dB
- Balanced armature design



Dimensions in mm (inch)

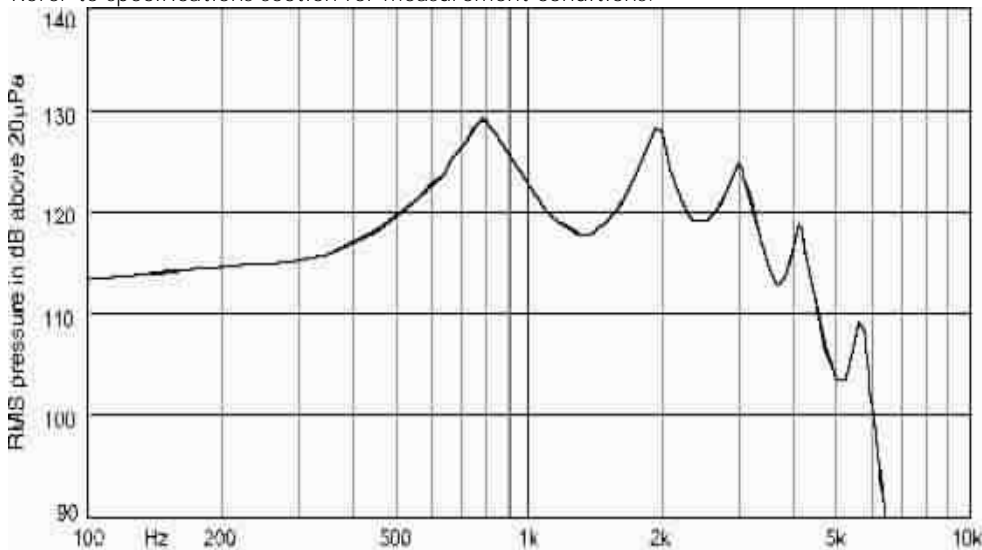


Mechanical Data

Weight	0.94 gr.
Case material	Ni80Fe20
Solder pad content	Sn96.5Ag3.0Cu0.5
Dimensions	Refer to outline drawing

Typical response curve

Refer to specifications section for measurement conditions.



Sonion reserves the right to make changes at any time to improve reliability, function or design, in order to provide the best product possible. Receivers series of this type can produce very high sound pressure levels. When such receivers are applied in hearing instruments or other communications equipment special attention should be paid to this capacity in order to prevent possible hearing damage.

Data Sheet



receiver 2091

3200 - 2000256
Version:3 13-APR-2007

Specifications

The acoustic termination consists of: 8 mm x 1 mm ID + 28 mm x 1.5 mm ID + 25 mm x 2 mm ID + 18 mm x 3 mm ID + 2 cc coupler. The electrical input is a 4.56 mA RMS constant current signal from a high impedance source.
Environmental conditions: 23 °C (73.4F), 50 % RH

Acoustic parameters		Min	Typ	Max	Unit	Comments
Sensitivity	@ 200 Hz	112	114	116	dB	
	@ 300 Hz	113	115	117	dB	
	@ 500 Hz	116.5	118.5	120.5	dB	
Peak 1	frequency	650	800	950	Hz	
	output	127	129	131	dB	
Valley 1	frequency	1100	1400	1700	Hz	
	output	116	118		dB	
Peak 2	frequency	1850	2000	2150	Hz	
	output	125	127	129	dB	
Valley 2	frequency	2300	2550	2800	Hz	
	output	116	119		dB	
Peak 3	frequency	2850	3000	3150	Hz	
	output	121	123	125	dB	
Valley 3	frequency	3500	3700	3900	Hz	
	output	111	113		dB	
Peak 4	frequency	4000	4150	4300	Hz	
	output	113	116	119	dB	
Valley 4	frequency	4800	5100	5400	Hz	
	output	97	100		dB	
Peak 5	frequency	5500	5700	5900	Hz	
	output	105	110	115	dB	
THD	@ 1/3 peak			9	%	
	@ 1/2 peak			9	%	
Maximum output @ peak frequency		137	140	143	dB	

Electric parameters		Min	Typ	Max	Unit	Comments
Impedance @ nominal		38	48	58	Ohm	Geometric average 1, 1.6 and 2.5 kHz
DC resistance @ 20 °C		8	10	15	Ohm	
DC bias current range		zero bias				

Additional parameters		Min	Typ	Max	Unit	Comments
Shock resistance		5500			g	90% survival rate with THD @ 1/2 peak freq. < 10%
Storage temperature range		-40		63	°C	

A positive voltage applied to the negative terminal (-) will result in an increase in pressure at the sound outlet.

Sonion reserves the right to make changes at any time to improve reliability, function or design, in order to provide the best product possible.
Receivers series of this type can produce very high sound pressure levels. When such receivers are applied in hearing instruments or other communications equipment special attention should be paid to this capacity in order to prevent possible hearing damage.