

Data Sheet



receiver 17A006

3170 - 3015815
Version:1 27-MAR-2008

Description

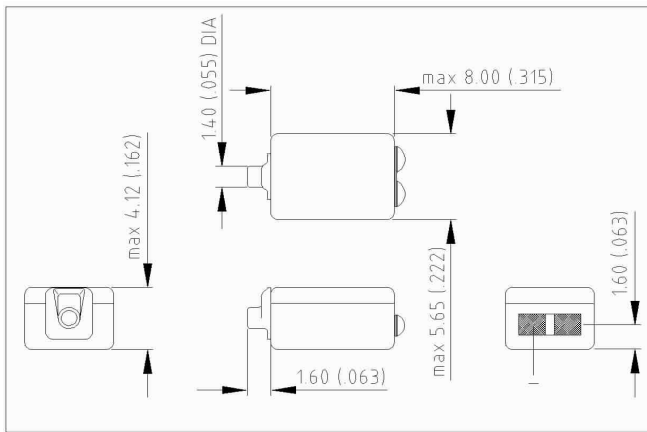
Miniature magnetic receiver (balanced armature type) for use in hearing aids.

Features

- Broadband output
- Zero bias configuration



Dimensions in mm (inch)

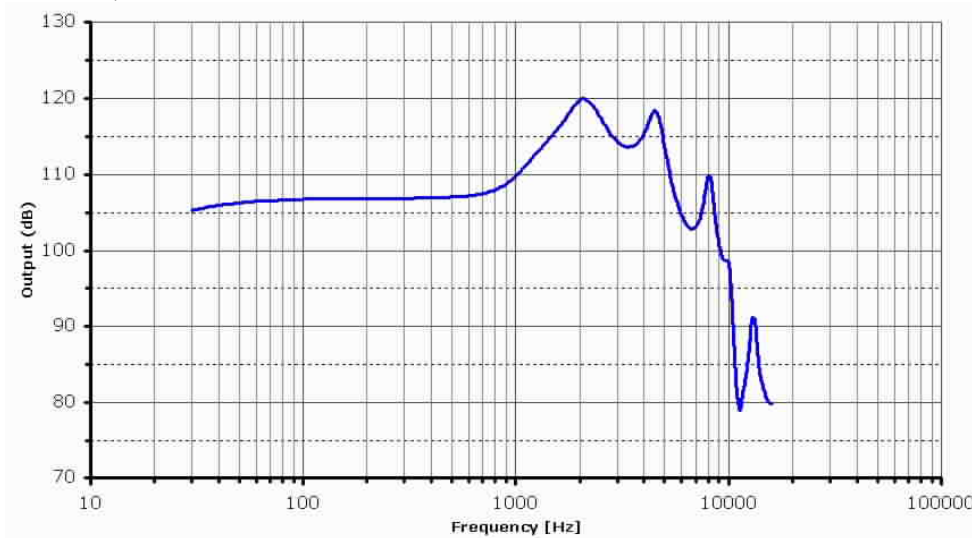


Mechanical Data

Weight	0.69 gr.
Case material	Ni80Fe20
Solder pad content	Sn96.5Ag3.0Cu0.5
Dimensions	Refer to outline drawing

Typical response curve

Refer to specifications section for measurement conditions.



Sonion reserves the right to make changes at any time to improve reliability, function or design, in order to provide the best product possible. Receivers series of this type can produce very high sound pressure levels. When such receivers are applied in hearing instruments or other communications equipment special attention should be paid to this capacity in order to prevent possible hearing damage.

Data Sheet



receiver 17A006

3170 - 3015815

Version:1 27-MAR-2008

Specifications

The acoustic termination consist of: 11x1.9mmID + 4.5 x 1.4 mm ID into IEC 711 coupler.
 Drive is voltage drive of 0.15 V RMS (0.35 mVA at 500 Hz) unless specified otherwise.
 Environmental conditions: 23 °C (73.4F), 50 % RH.

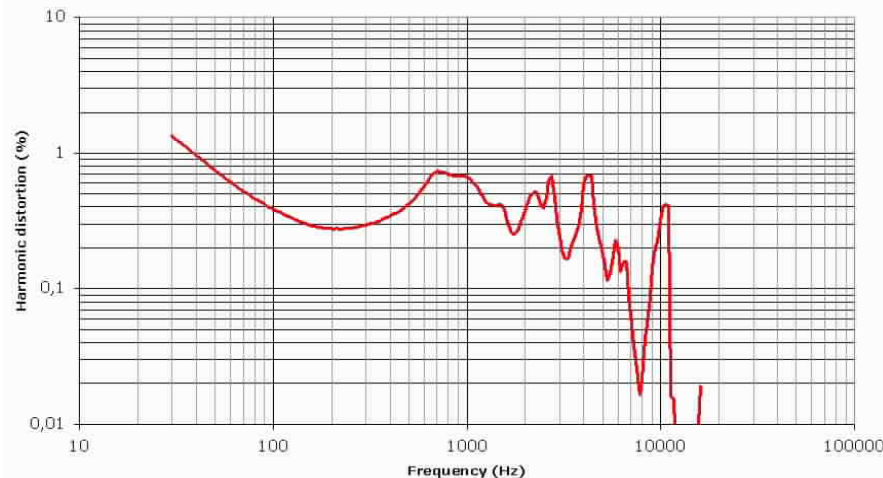
Acoustic parameters		Min	Typ	Max	Unit	Comments
Sensitivity	@ 20 Hz	102	105	108	dB	
	@ 200 Hz	105	107	109	dB	
	@ 500 Hz	105	107	109	dB	
	@ 1000 Hz	108	110	112	dB	
Peak 1	frequency	1900	2100	2300	Hz	
	output	117	120	123	dB	
Valley 1	frequency	3200	3400	3600	Hz	
	output	110.5	113.5		dB	
Peak 2	frequency	4200	4500	4800	Hz	
	output	115.5	118.5	121.5	dB	
Valley 2	frequency	6450	6750	7050	Hz	
	output	100	103		dB	
Peak 3	frequency	7800	8100	8400	Hz	
	output	105	110	115	dB	
THD	@ 1/3 peak		0.7	5	%	
	@ 1/2 peak		0.6	5	%	
Maximum output @ peak frequency		137	140		dB	100 mVA input

Electric parameters	Min	Typ	Max	Unit	Comments
Impedance @ 1000 Hz	56	70	84	Ohm	
Impedance @ 500 Hz	49.6	62	74.4	Ohm	
DC resistance @ 20 °C	51	60	69	Ohm	

Additional parameters	Min	Typ	Max	Unit	Comments
Shock resistance	13000			g	90% survival rate with THD @ 1/2 peak freq. < 10%
Storage temperature range	-40		63	°C	

A positive voltage applied to the negative terminal (-) will result in an increase in pressure at the sound outlet.

THD vs Frequency



Sonion reserves the right to make changes at any time to improve reliability, function or design, in order to provide the best product possible.
 Receivers series of this type can produce very high sound pressure levels. When such receivers are applied in hearing instruments or other communications equipment special attention should be paid to this capacity in order to prevent possible hearing damage.