

Data Sheet



receiver 31A007G

3310 - 3011326
Version:1 22-JUL-2009

Description

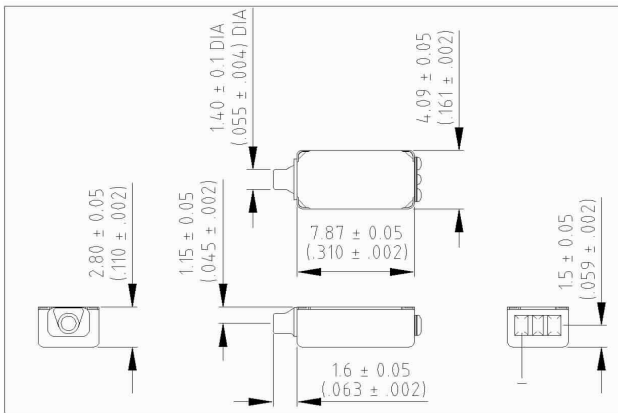
Miniature magnetic receiver (balanced armature type) for use in hearing aids.

Features

- Ideal for ITE and BTE applications
- Specifically designed for digital applications
- ½ the size of a 3300 and 1900 receivers
- Broadband output
- Zero bias configurations
- Center tap connected to case



Dimensions in mm (inch)

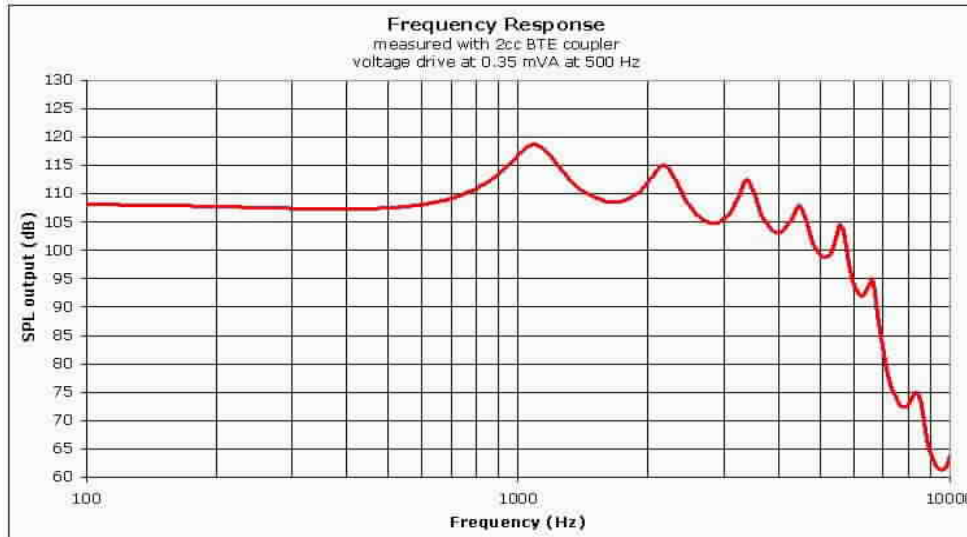


Mechanical Data

Weight 0.31 gr.
Case material Ni80Mo5Fe15
Solder pad content Sn96.5Ag3.0Cu0.5
Dimensions Refer to outline drawing

Typical response curve

Refer to specifications section for measurement conditions.



Sonion reserves the right to make changes at any time to improve reliability, function or design, in order to provide the best product possible. Receivers series of this type can produce very high sound pressure levels. When such receivers are applied in hearing instruments or other communications equipment special attention should be paid to this capacity in order to prevent possible hearing damage.

Data Sheet



receiver 31A007G

3310 - 3011326
Version:1 22-JUL-2009

Specifications

The acoustic termination consists of: 8 mm x 1 mm ID + 28 mm x 1.5 mm ID + 25 mm x 2 mm ID + 18 mm x 3 mm ID + 2 cc coupler. Drive is voltage drive of 0.11 V RMS (0.35 mVA at 500 Hz) unless specified otherwise. Environmental conditions: 23 °C (73.4F), 50 % RH.

Acoustic parameters		Min	Typ	Max	Unit	Comments
Sensitivity	@ 200 Hz	103.5	106.5	109.5	dB	
	@ 300 Hz	103.5	106.5	109.5	dB	
	@ 500 Hz	103.5	106.5	109.5	dB	
Peak 1	frequency	925	1075	1225	Hz	
	output	116	118.5	121	dB	
Valley 1	frequency	1425	1675	1925	Hz	
	output	105.5	108.5		dB	
Peak 2	frequency	1975	2175	2375	Hz	
	output	112.5	115	117.5	dB	
Valley 2	frequency	2575	2825	3075	Hz	
	output	101.5	104.5		dB	
Peak 3	frequency	3100	3400	3700	Hz	
	output	110	112.5	115	dB	
Valley 3	frequency	3725	3975	4225	Hz	
	output	99	102		dB	
Peak 4	frequency	4250	4500	4750	Hz	
	output	103.5	106.5	109.5	dB	
Valley 4	frequency	4900	5150	5400	Hz	
	output	95.5	98.5		dB	
Peak 5	frequency	5175	5575	5975	Hz	
	output	99	103.5	108	dB	
THD	@ 1/3 peak			5	%	
	@ 1/2 peak			5	%	
Maximum output @ peak frequency			136		dB	100 mVA input

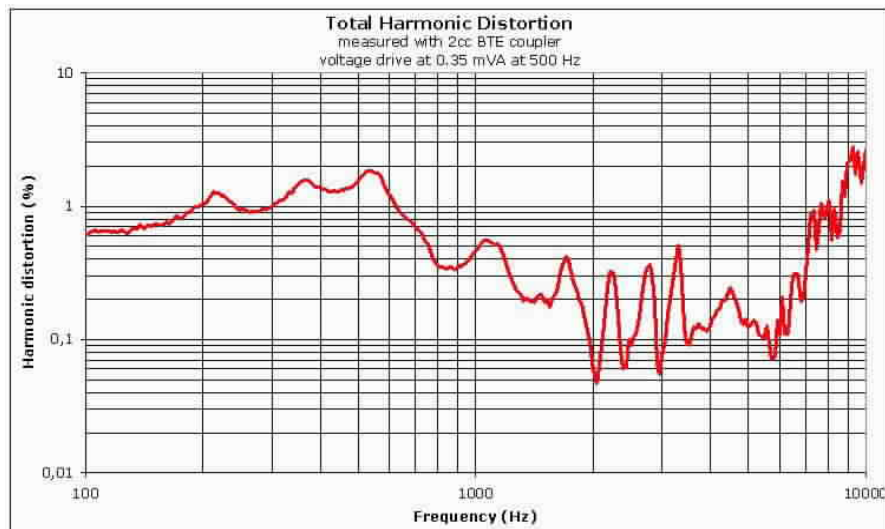
Electric parameters	Min	Typ	Max	Unit	Comments
Impedance @ 1000 Hz	56	70	84	Ohm	
Impedance @ 500 Hz	29	36	43	Ohm	
DC resistance @ 20 °C	22	25	29	Ohm	

Additional parameters	Min	Typ	Max	Unit	Comments
Shock resistance	12000			g	90% survival rate with THD @ 1/2 peak freq. < 10%
Storage temperature range	-40		63	°C	

A positive voltage applied to the negative terminal (-) will result in an increase in pressure at the sound outlet.

Sonion reserves the right to make changes at any time to improve reliability, function or design, in order to provide the best product possible. Receivers series of this type can produce very high sound pressure levels. When such receivers are applied in hearing instruments or other communications equipment special attention should be paid to this capacity in order to prevent possible hearing damage.

THD vs Frequency, typical, nominal input



Sonion reserves the right to make changes at any time to improve reliability, function or design, in order to provide the best product possible. Receivers series of this type can produce very high sound pressure levels. When such receivers are applied in hearing instruments or other communications equipment special attention should be paid to this capacity in order to prevent possible hearing damage.